

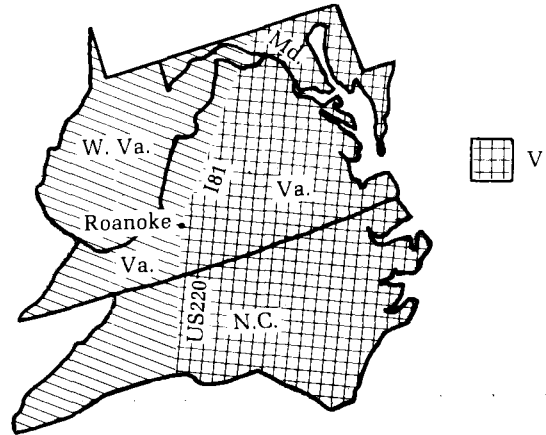
# Atlantic Flyway Review: Region V

Chandler S. Robbins, Coordinator  
7900 Brooklyn Bridge Road, Laurel, MD 20810

A glance at the bottom 2 lines of Table 1 will show that every station except mine had a more productive year (birds per 100 net-hours) in 1979 than in 1978. The total net-hours of operation dropped 8%, from 68,627 to 62,856, but the total bandings reported increased 53%, from 18,180 to 27,801. The 1979 sample, however, includes 3 Baltimore area stations that were not run in 1978 (Stevenson, Parkville, and tum Suden), and lacks two other Baltimore area stations from 1978 (Towson and Fort Howard). When we compare only the 9 stations that were operated both years, we find that party-hours dropped 11.5%, from 61,238 to 54,172, while birds banded rose 47.3%, from 16,144 to 23,779. The increase in birds per 100 net-hours from 26.4 to 43.9 for these 9 stations more than compensated for the decrease from 37.8 to 26.0 at the 8 stations that were run in both 1977 and 1978. Numerically, the biggest increase in 1979 took place at Kiptopeke, but the greatest percentage increase was on Jekyll Island; both stations were in operation for about the same length of time as in 1978, but both stations reported a substantial decrease in their total net-hours. We conclude that either more birds were present in 1979 or the operation of the stations was more effective.

The 80 kilograms (176 pounds) of Yellow-rumped (Myrtle) Warblers banded at Kiptopeke made all the other species totals seem insignificant (Table 2). Myrtles were important at only half the stations, however, and were outnumbered by catbirds at the other half. Catbirds apparently had an outstanding year, as the total of 2,266 for Region V is our highest by far and 1,000 more than were captured here the previous autumn. Three species were nearly tied for third place: Song Sparrow, American Redstart, and White-throated Sparrow. Redstarts rated high at Kiptopeke and at all 3 southern stations but were not among the top 10 at any of the Maryland sites. The striking increase in Song Sparrows as compared with past years is directly attributable to the superb sparrow habitat at Jim Stasz's new Stevenson station. White-throats put in a good showing as usual, with especially high numbers at Sandy Spring.

Robin and Ruby-crowned Kinglet are back in Table 2 after an absence of 2 years, although the Ruby-crown total of 608 birds is still far below the 1976 total of 1,163. Omitted from Table 2 are the following species that ranked among the top 5 at 1 or 2 stations, but were of only minor importance at most of the others: Cedar Waxwing, 247 at Adventure; American Goldfinch, 147 at Stevenson; House Finch, 53, and Indigo Bunting, 46, at McDonogh; Hermit Thrush, 29 and Cardinal, 22, at Dam-site; Veery, 293 at Kiptopeke; Cardinal, 27 at Long Beach; Palm Warbler, 264, and Indigo Bunting, 38, at Jekyll Island; and White-eyed Vireo, 20 at Gulf Breeze.



This was the seventh autumn that Region V banders have cooperated in a comparative study of age ratios of the more common migrants. The sample size in the first column is the total number of birds included in this study in 1979 from the 8 Maryland stations. Sample sizes for the more common Kiptopeke species are shown in Table 2. The Southeast sample sizes ranged from 10-19 for the numbers in parentheses up to 40-52 for the White-eyed and Red-eyed Vireos, Indigo Bunting, and White-throat, 77 for the redstart, and 323 for the catbird. Sample sizes for most species are in the same ball park as in 1978. As expected, coastal Kiptopeke's percentages of HY birds were consistently very high, with almost no overlap with the inland Maryland percentages. Comparisons with the Southeast stations are less clear because of the smaller samples and higher proportion of unaged birds (which result in a range of percentages rather than a single figure). Comparison with the corresponding tables for 1975 and 1977 (NABB 2:81; 4:39) shows that most of the Maryland percentages for 1979 were very similar to those of 1973-78. The Veery and Common Yellowthroat continue to maintain their remarkably low percentages of HY birds, which have ranged from 51 to 66% for the Veery and 48 to 68% for the Yellowthroat for the inland Maryland sites. Magnolia percentages vary drastically from year to year; this season's percentage tied the low of 55% established in 1977. Note that the Veery and Common Yellowthroat also had comparatively low percentages (less than 90%) at Kiptopeke.

In the last 2 Region V summaries (NABB 4:37-39; 5:31-33) I commented on the lower percentage of HY birds reported from our region as compared with Region II. This year, of the 10 species that are listed in the summary tables for both regions, all except the Magnolia and Myrtle Warblers and the American Redstart are within 5 percentage points in the 2 regions, with some showing a higher percentage of HY birds in Region II, others in Region V. For all of the 3 exceptions, however, the more northern Region II has the higher percentage of HY's. It is also interesting to compare the Maryland percentages with those reported from west central New Brunswick by Richard Poulin (NABB 5:69). Of the 6 species that occur in both his table and ours, all show substantially higher percentages of HY birds in New Brunswick, the differences ranging from 9 to 29 percentage points.

**Table 1. Region V banding summary**

	Adventure	Sandy Spring	Laurel	Stevenson	McDonogh	Parkville	tum Suden	Damsite	Kiptopeke	Long Beach	Jekyll Island	Gulf Breeze
Days of operation	77	47	68	70	60	59	23	18	60	22	8	39
Maximum nets used	26	58	11	32	6	2	10	30	46	12	14	4
Total net-hours	20871	7595	2721	6832	1008	582	1270	2240	17568	845	807	517
Largest daily catch	162	289	32	200	78	9	28	196	1199	36	274	47
Birds banded 1979	3522	4715	363	3757	867	106	159	621	11903	298	1009	481
Birds banded 1978	2646	2264	437	—	532	—	—	98	8917	257	369	624
Total species 1979	93	93	56	92	72	24	31	57	92	37	53	54
Total species 1978	88	81	55	—	55	—	—	35	96	43	40	67
Birds/100 n.h. 1979	17	62	13	55	86	18	13	28	68	35	125	93
Birds/100 n.h. 1978	11	54	14	—	53	—	—	22	37	12	36	79

**Table 2. Most commonly banded species, 1979**

	Adventure	Sandy Spring	Laurel	Stevenson	McDonogh	Parkville	tum Suden	Damsite	Kiptopeke	Long Beach	Jekyll Island	Gulf Breeze
Gray Catbird	270*	529*	42*	372*	122*	11*	6	7	584*	27	263*	33
American Robin	145	154	29*	81	11	8*	16*	17	12	0	1	0
Swainson's Thrush	439*	145	29*	212*	17	6	8*	5	75	7	1	10
Ruby-crowned Kinglet	67	240*	9	67	13	3	2	30*	170	2	0	5
Red-eyed Vireo	112	39	3	22	21	0	5	5	186	0	15	37
Myrtle Warbler	571*	605*	12	89	43*	0	0	243*	6126*	92	0	2
Common Yellowthroat	37	161	10	93	35	7	0	5	386*	20	67*	33
American Redstart	35	39	9	54	8	2	0	6	1165*	27	82*	50
White-thr. Sparrow	214*	706*	27*	186*	22	1	37*	41*	168	23	0	11
Song Sparrow	84	363*	6	784*	182*	12*	0	3	74	2	0	0

\* One of the 5 commonest species at this station in 1979.

**Table 3. Percentage of hatching year birds in 1979**

	1979 sample	Maryland		Kiptopeke	Southeast
		1978	1979		
House Wren	121	—	83-87	98	—
Gray Catbird	1355	85	84	92	94-95
American Robin	290	78-79	79-80	(83)	—
Wood Thrush	148	71-78	76-78	97	(80)
Hermit Thrush	190	181	73	100	(27)
Swainson's Thrush	841	79-90	74-76	95	(50-60)
Veery	162	71-72	54	81	—
Ruby-crowned Kinglet	307	—	62-75	62-99	—
White-eyed Vireo	30	—	60	84	78-84
Red-eyed Vireo	194	78-80	79	96	85-90
Magnolia Warbler	387	70-71	55	97	(20)
Myrtle Warbler	1524	71	69-70	95	75-78
Ovenbird	248	79-80	79-80	98	(45-100)
Common Yellowthroat	346	64-66	63	87	72-77
American Redstart	128	71	70-71	93	62-86
Cardinal	413	67-68	75-76	(72-88)	—
Indigo Bunting	137	—	77	91	88-90
Rufous-sided Towhee	176	66	69-70	84	—
Slate-colored Junco	275	74-75	73	100	—
Field Sparrow	287	79-80	77-81	98	—
White-throated Sparrow	1266	57-59	62	99	65-80
Swamp Sparrow	112	—	63-65	97	—
Song Sparrow	1414	81-84	80-81	100	—

Note: No percentages are given when sample is less than 10. Percentages based on 10 to 19 birds are enclosed in parentheses. When one or more birds were of undetermined age, a range of percentages is given. When percentage is based on 10 to 19 birds and one or more are of undetermined age, a range of percentages is given in parentheses.

**Adventure, Potomac  
Montgomery County, MD 390-0771  
Mrs. Margaret T. Donald**


The banding station at Adventure was operated as usual from dawn to dusk, 15 August through 31 October. Total net-hours decreased 14% from the '78 level, but birds banded totaled 3952, up 46% from '78 and approaching the '77 seasonal high of 4074. Contributing to the banding totals were Gray Catbirds (with an all-time high of 270 — up from 142 in '78) and Myrtle Warblers (rebounding to 571 in '79 from a low of 115 in '78, though still well below their peak of 857 in '77). Swainson's Thrushes with 439 were near their record high of 447 in '78, while Cardinals set a new high of 129 (up from 72).

Reflecting the impact of 2 severe winters, White-throated Sparrows remained at a low level (214, just half their high of 426 in '74), and Hermit Thrushes continued to decline (down to 23 from 30 in '78). Carolina Wrens totaled just 16, one-fourth their '76 record of 64. Ruby-crowned Kinglets, with 67, were up from 32 in '78, though still well below their high of 121 in '76. Red-eyed Vireos recorded an all-time low of 112, down from 156 in '78 and 202 in '77.

Early fall flash floods destroyed herbaceous growth and flattened many shrubs in the floodplain net area. The generally wet season and resultant high water table converted most 'band-aides' to 'waders.' One identifiable impact of the wet conditions was the addition of Green Heron to the list of species banded.

Late dates included a Yellow-billed Cuckoo on 20 October, a Nashville Warbler on 28 October, and a Common Yellowthroat on 30 October. A Blue-winged Warbler banded 29 August 1979 was found dead 31 May 1980 near Hampton, NJ.

Participating in station operation were: Sub-permittees Richard Bray, Morrill Donald, Ives Hannay, Minette McCullough, Dave Mehlman, Charlotte Pryor, Lutie Semmes, Ed Smith, and John Vance, and assistants Pixie Christy, Dermot Cooper, Steve Cosson, Barbara Dowell, Delores Grant, Loretta Haggard, Vi Hofan, Linda Hollenbirt, Rosemary Jagus, Adam Kaufmann, Stella Koch, Scott Lawrence, Manuel Lerdau, Henry Louie, Wilhelm Maane, Mai Britt Maki, Ann Mitchell, Hugh Morris, Marie Plant, Cindy Vega, and Ann Wonnacott.



**Sandy Spring  
Montgomery County, MD 390-0770  
John S. Weske**

Banding effort at the Sandy Spring station was much greater in autumn 1979 than in previous years, and results reflected this increase. Figures are given above in Table 1. Compared with 1978, total net-hours were up 79% and total new birds up 108%. The capture rate of 0.621 birds per net-hour fell between the rates of 0.535 and 0.715 obtained in 1978 and 1977 respectively. There were 77 returns of 14 species and no foreign retraps.

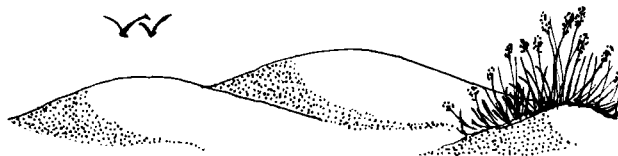
The station was operated for 14 days in September, 26 in October, and 7 in November (extreme dates: 1 September and 9 November). Because of the extensive coverage in October, species that migrate in that month dominated our list of most commonly banded species (See Table 2). The large increase over 1978 in bandings of White-throated Sparrows (706 vs. 341) and Myrtle Warblers (605 vs. 141) reflects not only greater effort but also the fact that 1978 was a low year for these birds.

Four years of fall netting at Sandy Spring have shown that northern warblers, apart from the Myrtle, occur here in rather small numbers. But there proved to be an exception for one species on 10-11 September, when a flight of Magnolia Warblers occurred and 73 were banded in the 2 days. Among non-warblers, perhaps the most noteworthy influx was of Ruby-crowned Kinglets on 17 October, when we banded 86 of these tiny, fidgety birds.

On 17 October we also captured an Orange-crowned Warbler, a species new to the station. A Slate-colored Junco on 17 September was an early arrival and a Tennessee Warbler on 26 October was fairly late.

As in previous years, nets were generally operated from daybreak until around noon. Although 50 or more nets were used on several weekends, only about 30 were opened on most days during the season. We devised this year a simple means of setting and tending double-decked nets. A line of these was put in an area of overgrown apple trees that had proved especially productive for birds. Interestingly, the upper nets consistently out-caught the lower ones.

The banders were John S. Weske, and Nancy E. MacClintock. Assisting throughout the season was Stuart MacClintock. Others who aided were John and Mary Bayless, Bill Gill, Jim Hill, Linda Hollenberg, Kathy Klimkiewicz, Manuel Lerdau, and Joyce Simanek.



**Laurel  
Prince Georges County, MD 390-0765  
Chandler S. Robbins**

Catbird, always one of the top 5 species, was the commonest bird banded for the first time since 1976; actually it was no more common than normal, so first place status was achieved only by default. Correcting for a decrease of 19% in net-hours of operation, Swainson's Thrush decreased 51% from 1978, White-throat 34%, Ovenbird 40%, Myrtle Warbler 35%, and Cardinal 19%. Increases, also adjusted for the difference in net-hours, included Gray Catbird 42%, Tufted Titmouse 296%, and Hermit Thrush 79%. None of these increases, however, were coupled with a higher proportion of young birds captured in 1979.

First captures of Blackburnian and Wilson's Warblers brought the number of species banded at this 2½-acre (1 ha) suburban station to 109. The oldest of 36 returns (9 species) were a White-throated Sparrow banded 1973 and a Carolina Chickadee banded 14 October 1974.

**St. Timothy's, Stevenson, MD 392-0764**  
**James Stasz**

This is a new station. Continued vandalism and the gas crisis forced us to abandon the Fort Howard station. The present station is located on top of the main ridge that runs east and west just north of Baltimore. The elevation of the main crest is about 200 meters (650 ft); to the north the ground drops 60 m with a 50% gradient; southward it rolls gently to sea level at Baltimore Harbor about 14 km away. The northward facing slope is heavily wooded. The top of the ridge in the vicinity of the station was planted with 32 ha (80 acres) of corn; an adjacent tract of horse pasture and mowed lawn fills out about 20 more ha. The corn field is bordered by a band of fallow field dominated by waist-deep chickory, goldenrod, and fleabane. Immediately to the west of the station is a north-south trending glen formed by a geological fault in the ridge; the floor of this glen was logged about 10 years ago and is a second-growth thick woods dominated by spicebush, elderberry, and blackberry; the slopes are mature mixed hardwood with the commoner species being tulip-tree, red oak, and red maple.

This first season was spent cutting net lanes and moving nets about to try to establish a permanent set of lanes which would sample the variety of micro-habitats available. By the end of September we had 3 nets in mature hardwoods, 9 in second-growth woods, 10 in weedy fields, and 5 in open fields (mowed lawn or corn-stubble).

As expected, our catch of sparrows was high: 102 Savannah, 9 Grasshopper, 1 (Nelson's) Sharp-tailed, 34 Vesper, 76 Chipping, 64 Field, 8 White-crowned, 181 White-throated, 2 Fox, 32 Lincoln's, 33 Swamp, and **813** Song. Most of these sparrows were captured during the third week of October (108 Songs on 14 October).

As usual, we tried to keep a tally of passing raptors. On 9 September about 750 Broad-wings moved past; 1500+ Sharp-shins, 200+ Cooper's, and lesser numbers of Red-tailed, Red-shouldered, Northern Harrier, American Kestrel, Merlin, and Osprey were recorded during the banding season. One Golden Eagle on 26 September and a Goshawk on 4 November provided variety. Several hundred trap-hours with 3 Verbal traps yielded only 1 Red-shouldered Hawk.

We were quite pleased with a foreign recovery. On 9 October we caught Ovenbird #880-95002, which had been banded by Margaret Donald at Adventure on 30 September 1977.

Banders aiding in the running of this station included: Barbara Ross, Glenda Weber, Janet Ganter, and Marion Glass; Subpermittees: John Beier, Ed Boyd, Chuck Graham, Sherman Suter, David Holmes, and David Mosher. Other assistants: Ray Weber, Beth Otto, Bob Ringler, Peter Knight, Elliot Kirshbaum, and Tim Lord.

We thank the Irvine Natural Science Center and its director, Bud Ribero, for inviting us to this location. We would also thank Mr. Charles Lord, Headmaster, and the faculty, staff, and students of St. Timothy's School for their aid in establishing this station.

**McDonogh School, McDonogh, MD 392-0764**  
**Robert E. Jarboe**

Despite a mediocre September, fall banding at McDonogh in 1979 improved markedly; birds banded increased 57% over 1978, species banded increased 31%, and birds recaptured increased 52%. Net-hours decreased 2% while the birds/100 net-hour ratio improved 58% — perhaps because we learned something in 1978 about when and where to band. September, however, proved we hadn't learned quite enough, for we remained committed to a 5-tier aerial net in a forest far too long after it ceased to be productive. A shift to the fields and gardens in October resulted in the most successful month of banding ever at McDonogh: the most birds banded in 1 month (391), and the second highest birds/100 net-hours (116). By contrast, September's perseverance in the woods netted only 44 birds/100 net-hours.

Significant changes from 1978 to 1979 included: a decline in thrushes from 113 to 52, Swainson's leading the group (only 17, down from 38), and tremendous increases in Myrtle Warblers (from 5 to 43 in 1979), Song Sparrows (from 47 to 182 — a 287% increase undoubtedly attributable to the shift of net lanes from the duck pond to the gardens), House Finches (from 0 to 53 — 51 of them banded in August at sunflower-seed feeders outside my apartment), and Indigo Buntings (from 2 to 46 — 26 of them captured in August as they fed on corn tassels). Sparrows banded increased from 80 to 271 and represented 33% of the total birds banded this year, compared with 15% in 1978. Warbler species increased 38% from 18 to 25, and warblers banded from 111 to 144, an increase of 30%. Notable decreases among Ovenbirds (58%), American Redstarts (47%), Magnolias (73%), and Black-and-whites (50%) offset the increase in Myrtles (760%!).

The first small wave of warblers appeared to pass through on 15 August, followed by a flight on 8 September which raised our hopes for an early and sustained warbler migration. Among the 23 new species were American Kestrel; Bank Swallow; Golden-winged, Prairie, Connecticut, Mourning, and Hooded Warblers; and Savannah, White-crowned, and Lincoln's Sparrows.

Educational activities included banding demonstrations for the Middle School, banding activities for the Ornithology Club, and talks to the Lower School on feeding and observing birds.

Participating in station operation or providing invaluable services were Gladys Cole, whose subpermittee I am extremely proud to have been and who gave selflessly of her time, wisdom, and possessions to help a fledgling bander; Robert Lyon, my chief assistant and the architect and builder of our five-tier aerial net in Horsehead Woods; Richard Beyerl and Gene Hartlaub, who welded the supports for our two-tier aerial net in Doyle's Woods and who provided many other services; Larry Aile, who helped erect both aerial nets and occasionally kept records; Ornithology Club members Mike Beyer, Scott Hartlaub, Mark Yeakel, and Tony Zile; and Andrew, Jonathan, and Brenda Jarboe, who assisted in almost every phase of the banding and photography.

### **Parkville, MD**

**Joseph J. Schreiber, Jr.**

Nets were used on 61 days at my home station from August through November. New birds for the station included Traill's Flycatcher and Philadelphia Vireo. An HY female Cape May Warbler netted on 20 August may be a new early fall arrival record.

### **tum Suden Wildlife Sanctuary**

**Harford County, MD**

**Joseph J. Schreiber, Jr.**

Fall banding operations at tum Suden were carried out on 24 days from August to December. Returning birds at least 3 years old were a Blue Jay, Carolina Chickadee, Red-eyed Vireo, White-throated Sparrow, and a 4-year-old Cardinal. New birds for the station included a Worm-eating Warbler.

Demonstrations reached about 300 people. Barbara Billsborough and I ran the station with help from Nancy Roberts, Barclay Tucker, and Chuck Graham.

### **Damsite, Chestertown**

**Kent County, MD 391-0761**

**Mrs. Dorothy A. Mendinhall**

The Damsite station had insufficient help to operate as it has in the past 20 years. However, thanks to the services of subpermittee Jim Gruber, we are able to present the following statistics.

The best days were 17, 19, and 20 October, 21 September, and 13 August. Compared with previous years, birds seemed scarce. The food supply, however, seemed excellent with a varied supply of grasses, weeds, garden and forest insects throughout the netting areas. Again, nets had to be closed on account of hawks. We did band one Broad-wing on 1 August.

The educational value of the station increased greatly with programs for the Delaware Nature Education Society, a Philadelphia Garden Club, continued participation in National Wildlife Federation's Eagle Project, an Osprey rescue, including the successful transplant of 3 fledglings into nearby nests, programs for local garden clubs, and out-of-town visitors.

### **Kiptopeke Beach**

**Northampton County, VA 370-0755**

**F.R. Scott**

This station ran continuously for 60 days between 30 August and 28 October 1979, except for 5 and 22 September when it was completely rained out. Total net-hours decreased 26% from 1978, but the total of new birds banded was up 33%, reflecting the more favorable weather for concentrations of transient birds. On most of the better flight days the full complement of nets could not be opened (or had to be closed early) because of inadequate numbers of personnel. Netting efficiency was up to 68 birds per 100 net-hours (37 in 1978).

The species principally responsible for the increase in birds banded was the Myrtle Warbler, which increased to 6126 from 4038 in 1978; 51% of all birds banded in 1979 were Myrtles. Other species that increased significantly included Gray Catbird (584 vs. 365 in 1978), Veery (293 vs. 177), Black-and-white Warbler (267 vs. 191), and Blackpoll Warbler (78 vs. 20). At 75, Swainson's Thrushes remained near their 17-year low. Maximum numbers of this species occurred in 1968 and 1970, with 794 and 584 banded, respectively. Unusual for this station were a Virginia Rail on 20 September and a Clay-colored Sparrow on 15 October.

As in 1978 only 4 returns were trapped, 3 permanent residents and an Indigo Bunting banded the previous year. Eight of the 9 foreign retraps were HY Sharpshinned Hawks banded in New Jersey from 2 to 10 days prior to their recaptures. Seven of these had been banded at Cape May, NJ and 1 near Stillwater, NJ. The other foreign bird was an HY Black-and-white Warbler banded on 16 September near Seaside Park, NJ by B.G. Murray, Jr., and recaptured here on 26 September by W.P. Smith.

Banders working at the station for various periods this year were James Carter, Tom Drumheller, Mr. and Mrs. Roger Foy, C.W. Hacker, Mr. and Mrs. Sydney Mitchell, F.S. Schaeffer, F.R. Scott, and W.P. Smith. As in the past, they were aided by nearly 100 assistants whose help was really primarily responsible for the good results obtained. The initial editing and tabulation of the daily field sheets was again done by W.P. Smith.



### **Long Beach, NC 335-0781**

**Samuel R. & Isabel H. \* Tipton**

The fall of 1979, like that of 1978, was mild and dry. However, 1979 had several cool periods in October and November. The cold fronts were weak and the birds came through as singles or small groups along the western bank of the Cape Fear river. Because of illness and our absence from Long Beach for part of the period, we had about 1/2 as many banding days as in the fall of 1978. This, of course, gave a decrease in total number of birds netted. The numbers of the commonest birds were about the same. We missed 12 species that came through in 1978, but the Orange-crowned and Hooded Warblers returned after 2 years' absence. There was a decided drop in Veery numbers, with only 1 netted in October. Otherwise, there was nothing particularly exciting about our fall sample of migrants.

\*Deceased

**Jekyll Island, GA 310-0812**  
**Doris Cohrs**

In this, our second year of banding on the Georgia coast during fall migration, our station operated between 7 and 14 October. Our totals far exceeded those of 1978 because of wiser net placement and more assistants.

This year, we used several nets along outer dune ridges of the south end of the island. This area seems to be a jumping-off-place for the migrants going south toward Cumberland Island. Many birds were caught on the "land" side of the nets as they left for Cumberland. At other times, many were caught on the "water" side of the nets as they turned back toward Jekyll instead of making the 4.4 km flight over St. Andrew Sound to Cumberland.

One of our rare captures was a Clay-colored Sparrow, the first other-than-sight record for this species in Georgia. Needless to say, the poor little mite was photographed innumerable times. Another unusual bird netted and banded was a Western Kingbird. One morning we captured both a Yellow- and a Black-billed Cuckoo at the same time. The side by side comparison was very interesting. Our only return was a Rufous-sided Towhee, recaptured exactly one year from the time she was banded, in almost the identical spot.

Our station was visited by many interested observers from the joint Georgia Ornithological Society — Carolina Bird Club meeting that was held on Jekyll Island on 6-8 October. Most of these visitors came on our busiest day (274 birds banded, assistants not yet "polished"), so we were hard pressed to answer everyone's questions. We were also too busy to absorb very much of the good advice which Dr. Charles Blake tried to give us. On both counts, we're sorry we did not have more time.

Our station was operated by 2 master banders, Terry Moore and Doris Cohrs; subpermittee, Don Cohrs, and many helpful aides: Jeannine Angerman, Jean Bevis, Pat Bevis, Paul Faulk, Peggy Fletcher, David Glass, Joe Imhof, Carolina Lane, Eleanor Lehner, Elizabeth McCain, Frank McCamey, and Anne Wyand. We owe a special thanks to Mrs. Angerman for identifying the local flora for us. Now we know that is is the fruit of the buckthorn (*Bumelia tenax*) that the catbirds gorge themselves with, thence to decorate one and all with purple blotches. Banding is not only exciting; it's colorful, too.

**Gulf Breeze**  
**Santa Rosa County, FL 302-0871**  
**Lucy R. Duncan**

Birds were mist-netted and banded during the fall migration for the fourth consecutive year at our backyard station on the southern shore of Pensacola Bay. Net lanes sampled 3 mixed habitats: bayfront salt bush, sea oats, and lantana; youpon, magnolia, and much fern and undergrowth around an artificial pond; and a drier, sand pine-palmetto weed lot. All 3 areas are dominated by live oaks. The 2 nets bordering the pond yielded much higher catch rates, especially during drier weather or when neighboring sprinkler systems were off. Because of Hurricane Frederick (12-13 September) and post-hurricane disruptions, total birds banded and total net-hours dropped 22% and 43 % respectively from 1978.

Hurricane Frederick made landfall 95 km to the west of Gulf Breeze. Easterly winds up to 136 kmph (85 mph) blasted all the vegetation and washed it with salt spray. Consequently, insects were scarce following the storm and most trees and shrubs were severely salt-burned, losing their foliage. The first banding day following the storm, 15 September, all birds were judged to have little or no fat. Migrants stopped only briefly and were greatly reduced in numbers until 4 November when a tremendous influx of Myrtle Warblers arrived. On the same day we ran out of size 0 bands! Had this not occurred, 4 November would have been the best day and Myrtle Warblers the most common species.

All *Empidonax* flycatchers were represented and continued to establish these difficult species in the area records. As in 1978, both Traill's (Willow and Alder) were keyed out according to Phillips, Howe and Lanyon (*Bird-Banding* 37:153-171) and Phillips and Lanyon (*Bird-Banding* 41:190-193). Single specimens of both Willow and Alder Flycatchers taken on 17 September 1978 were subsequently verified at the American Museum of Natural History. The specimens are on deposit at Tall Timber Research Station, Tallahassee, FL.

Much appreciation goes to my husband and my son Scott, who are constant assistants.

**Back issues of EBBA News, Index, and NABB**

(east of the Mississippi)

EBBA News: Vol. 1-17, \$1.50 per copy; Vol. 18-27, \$.75 per copy; Vol. 28-33, \$1.00 per copy; Vol. 34-39: \$1.75 per copy (except Vol. 38:2 which is \$2.50).

Index: Vol. 31-39, \$2.25.

Back issues of NABB, Vol. 1-4, \$2.00.

Prices include postage. Make checks payable to Eastern Bird Banding Association and order from: Mrs. Donald Mease, RD 1, Box 436A, Hellertown, PA 18055. Please note: Canadian orders should be drawn to American dollars.

---

## Honorary Members elected

### Charles H. Blake

I started banding in Massachusetts in 1946 and have banded somewhere ever since, including a few weeks in Florida, some months in Jamaica and, since 1957, in North Carolina. I hope I can continue to band as long as I can totter from net to net.

I was born in 1901 in Berkeley, California, and received my degrees from M.I.T., S.B. in Biology and Public Health (1924) and Ph.D. in Zoology (1929).

I joined EBBA about 1948 and over the years have been a vice president and a member of the Council. It happens also that I am an ex-president of NEBBA.

My original interest in banding was to determine what I could from an examination of the birds themselves at the time of capture or recapture. I have, therefore, been interested in plumage changes including changes in length of wings with age, and any information that might be obtained as to the population sizes. In other words, my interest has been mainly statistical. Hence, most of what I have written has been of that general nature.

I am afraid that many who have tried to read my papers in *Bird-Banding* would agree with the comment of Frank Haverschmidt when I met him some years ago in Paramaribo, "Ah, bird banding. Very difficult papers." Somewhat by accident I have paid special attention to the Purple Finch.

### Merrill Wood

Most of my banding has been in my back yard station (established in 1940 and in continuous use except in periods of travel and illness) in State College, PA. I have done some banding in Harrisburg, PA and on Conanicut Island, RI, a former summer home.

I was born in 1909, received my banding permit in 1927 (No. 3589), and joined EBBA in 1940. I have served as EBBA Treasurer for 9 years and have been, in the past, on Council, Vice-President, and President for 2 year terms. I am still banding — over 40,000 individuals of about 100 species.

While my main banding interest is in trap efficiency and the House Finches, I have done studies on coloring on traps, color in the water dishes in traps, the use of dripping water, the presence of gape worms in young robins, and have worked on the development of the file card recording system.

As for writings, I have written short articles for *EBBA News* and *North American Bird Bander* as well as the manual "A Bird-Bander's Guide to Determination of Age and Sex of Selected Species" in 1969 — 2000 copies, now out-of-print.

I find the EBBA annual meetings very useful and a nice place to meet banding friends.

(Mr. Wood was an Associate Professor of Zoology at State College, PA, now retired. Ed.)

---

### Where are the birds?

This question concerns me, and other people have asked me the same question.

After a good catch of Blue Jays migrating northward, banding has been very slow at my station. By this time (1 August) I have usually banded about 15 young jays hatched in the surrounding area, but to date there have been none for the summer of 1980.

Other people have remarked about the decrease of Chimney Swifts. I usually see several in my area but have noted none this summer.

Have other banders noticed any decreases of birds in their areas? I have heard nothing from National Audubon Society or the Banding Office of any decrease or a possible cause, if there is a decrease.

(I had one interesting Blue Jay return: banded as HY on 11 July 1974 and returned 10 May 1980.)

I would be interested to hear or read of any comments from other banders or birders on their observations.

Howard Mahnken, Rte 1, Lambertville, NJ 08530