

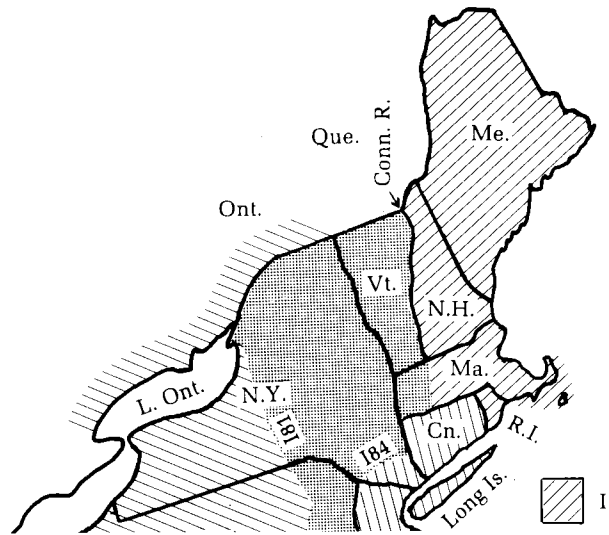
Atlantic Flyway Review: Region I

Richard L. Ferren, Coordinator
Berkshire Community College
Pittsfield, MA 01201

Two new stations—at Brunswick, Maine and at Rockport, Massachusetts—are included for the first time. They have been in operation for a year or more. The Manomet Annex station that operated last year was discontinued.

The new stations at Brunswick and Rockport caught more birds this year than last by increasing net hours substantially. Nantucket caught fewer birds despite more effort. The other stations experienced a decline in birds banded as well as in birds caught per net hour. Most complained of poor weather with persistent rain. This was the apparent cause of sharply reduced net hours at all regularly reporting stations. Manomet had nearly 10,000 fewer net hours.

It was a relatively uneventful and perhaps mediocre year. No eruptive species were abundant and there were only a few detectable trends. Manomet and Nantucket experienced a decrease in Empidonax flycatchers. Manomet, Brunswick, Kingston and Block Island noted a sharp drop in Ruby-crowned Kinglets and Golden-crowned Kinglets. Perhaps this resulted from the record severity of the previous winter. Possibly for the same reason, Hermit Thrushes seemed down in numbers at Rockport and Mount Desert.



The high numbers of Cape May Warblers and Bay-breasted Warblers caught at Manomet and Nantucket continue to correlate with the Spruce Budworm outbreak. This condition may also be a factor in the high 68 Tennessee Warblers caught at Brunswick. Probably unrelated were sharp increases in Blackpoll Warblers at Mt. Desert, Manomet, and Kingston. American Redstarts were fewer at these same three stations.

Table 1. Region I summary

	Mt. Desert Maine	Brunswick Maine	Rockport Mass.	Manomet Mass.	Nantucket Mass.	Kingston R.I.	Block Is. R.I.
Days of operation	23	53	93	67	26	61	33
Number of nets used	4	3-12	5	49	1-4	4	2-10
Total net hours	370	2137	5028	29635	270	781	2064
Largest daily catch	40	91	83	394	107	57	185
Birds banded 1977	383	1263	1386	4307	865	881	1556
Birds banded 1976	705	817	863	4720	1228	1077	4940
Different species 1977	40	72	73	99	45	59	71
Different species 1976	52	44	56	100	54	76	95
Birds/100 n.h. 1977	104	59	28	15	320	113	75
Birds/100 n.h. 1976	114	124	68	12	750	121	85

Table 2. Interesting or most common species 1977

Mount Desert Maine	Brunswick Maine	Rockport Mass.	Manomet Mass.	Nantucket Mass.	Kingston R.I.	Block Island R.I.
78 Tenn Warb	167 W-t Spar	239 Y-r Warb	857 Y-r Warb	406 Y-r Warb	121 Gray Cat	692 Y-r Warb
37 B-th Green	142 Song Spar	156 House Fin	790 Blackpoll	80 Bay-breast	121 W-t Spar	209 Gray Cat
35 Bay-breast	92 Y-r Warb	138 W-t Spar	620 Gray Cat	53 Blackpoll	117 D-e Junco	69 W-t Spar
24 N. Parula	68 Tenn Warb	114 Gray Cat	230 Am Robin	46 Am Redst	98 Y-r Warb	38 Am Robin
18 Blackpoll		110 Song Spar	191 Am Redst	37 Cape May	42 Yellowthr	43 R-e Vireo
17 Swain Thr		104 Am Gold	190 W-t Spar	36 Song Spar	27 Blackpoll	38 Blackpoll
15 R-e Vireo		69 B-c Chick	157 B-c Chick	32 R-b Nut	22 Am Redst	28 R-b Nut
		44 Am Robin	79 Bay-breast	30 Gray Cat	19 Song Spar	25 25Swain Thr
		34 Blackpoll	74 R-e Vireo			24 D-e Junco
		34 Pur Fin	71 Yellowthr			

Somesville, Mount Desert, Maine 442-0682

Barbara Patterson

The Somesville banding station was in operation on 23 days from 18 August to 28 September and on 7 October. The same net lanes were used as in previous years. Generally they were in operation from 0800 to 1300. 383 new birds of 40 species were taken in 370 net hours, or 104 birds/100 n.h. The better days were 19, 21, and 27 August with 34, 40, and 37 birds netted, and 12 September with 30 taken. 77% of the total birds caught were warblers.

Though the number of net hours was fewer than in the past two years, it is worth noting that no Hermit Thrushes or Philadelphia Vireos were taken. Other species down in numbers were Red-eyed Vireo, 15 (46 in 1976 and 65 in 1975), Black-and-white Warbler, 8 (38 in 1976), Nashville Warbler, 6 (37 in 1976) and American Redstart, 3 (37 in 1976 and 35 in 1975).

Two adult Magnolia Warblers, banded in the fall of 1976, returned 19 May 1977. An Ovenbird, banded 17 September 1976, also returned 19 May 1977. There were no foreign retraps or rarities.

Brunswick, Maine 435-0695

David Mehlman

Fall 1977 was the third fall that Coleman Farm banding station has been in operation. Coleman Farm is a cattle farm with large open fields surrounded by strips of woodland. Its southern part borders on extensive salt water marshes and mudflats. Net lanes are located in the wooded strips, in swampy stream beds, and in a hedgerow bordering one of the fields. Some traps were used in late September and October.

All birds caught were weighed, measured, and checked for fat class and ectoparasites. Banding was done primarily in the afternoon. Early morning banding was only done in August and September for about two weeks. All banding was done by myself and Jeffrey Cherry, students at Bowdoin College.

Best days this fall were: 8 October with 91 new birds, 26 August with 67 new birds, and 23 October with 61 new birds. The most unusual bird captured was a Yellow-breasted Chat on 16 October. A Black-capped Chickadee, banded two years ago, returned for the second fall in a row.

A combination of factors made this fall very different from the fall of 1976 when 817 birds of 44 species were banded. Starting earlier (22 August instead of 10 September), using more nets in new locations, and incredibly bad weather produced many changes. Starting earlier enabled us to catch many warblers which are usually gone by the beginning of September. The rainy weather caused a disappearance of the huge flights of Yellow-rumped Warblers we experienced last fall and also reduced the birds-per-net-hour drastically.

Species showing large changes from 1976 were: Robin down 76%, Savannah Sparrow down 80%, Ruby-crowned Kinglet down 95%, White-throated Sparrow up 174%, and Dark-eyed Junco up 350%. The drop in Robins was probably a local phenomenon, but other species

changes such as the kinglets could be due to more long range effects such as the severity of last winter.



Rockport, Massachusetts 423-9703

Russell T. Norris

The Whale Cove station is located on the extreme outer tip of Cape Ann, approximately 30 miles northeast of Boston and 1 mile southeast of the center of Rockport, Massachusetts. Most banding is carried out in a suburban residential development about 100 yards from the open ocean. A freshwater stream runs through the area with a small pond and adjoining marsh. The habitat is mostly composed of lawns and gardens with a few ornamental shrubs and trees, both evergreen and deciduous. Dense shrubby growth occurs along the streams with arrowwood (*Viburnum*), honeysuckle (*Lonicera*), and roses (*Rosa rugosa*) being the main components. There are a few cattails in the marsh along with sedges and rushes. A few birds are captured in a mixed oak—pitch pine forested area located about one-quarter mile inland.

Although Cape Ann is not noted for extremes in weather, high winds—usually out of the north and northeast—make netting difficult at times. This was particularly true during the autumn months of 1977 when heavy rain and winds reduced the effectiveness of nets considerably.

Purple Finches were definitely more common in 1977 with a substantial flight between 6 September and 16 September. This was also true of Rose-breasted Grosbeaks with a flight between 13 September and 23 September.

A number of species showed substantial declines in 1977. Large numbers of Robins were in the area throughout November and into December 1976, but were absent entirely after late October in 1977. White-crowned Sparrows show an even greater decline when all birds captured (nets and traps) are included. 55 were banded during the fall migration in 1976 and only 7 in 1977. Gray Catbirds appear to be down considerably in 1977 based on net hours—the same number being captured as in 1976 with the effort roughly quadrupled. It is interesting to note that Yellow-rumped Warblers disappeared from the area in late October 1977 while in 1976 they remained throughout November and December.

Individuals of three species lingered much later than usual for the Cape Ann area. A Yellow Warbler was banded on 13 October, a Red-eyed Vireo on 2 November, and a Lincoln's Sparrow on 15 November. There were few unusual birds banded in 1977. A Saw-whet Owl was captured on 1 October, a Mourning Warbler on 13 September, an Orange-crowned Warbler on 28 October, and a Sharp-tailed Sparrow on 28 September. In 1976 a Northern Shrike was banded on 12 November and a Blue Grosbeak on 18 October.

In 1977 there were 16 recoveries of birds banded at the Whale Cove station, 9 of these reported from distant points and 7 within a few miles of the banding site. 6 foreign recoveries have been recorded since the station began operation. 5 of these were House Finches—4 from Massachusetts stations and 1 from Maryland. The other foreign recovery was an American Goldfinch from Maryland.

Manomet Bird Observatory, Massachusetts 415-0703
Trevor L. Lloyd Evans, Staff Biologist

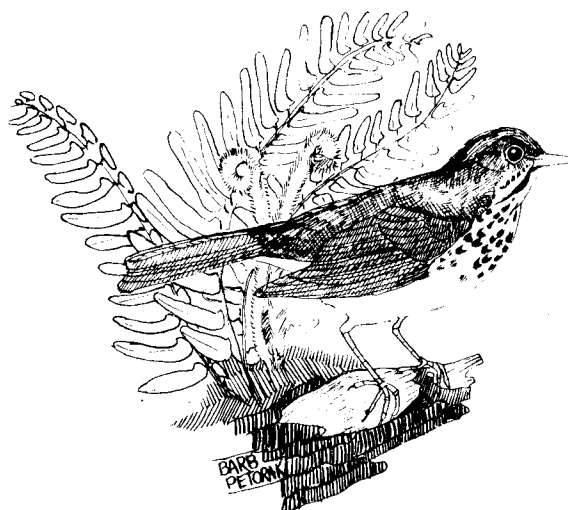
An excellent migration in the spring of 1977 was followed by an autumn migration of mixed high and low numbers for different species. Totals were 22% below average, partly due to the loss of more catching days than usual during rainy weather and partly to persistent E-SE winds at critical periods of the migration. From 1 August to 15 November 1977 we recorded data on 7037 land birds of 99 species: 4307 new bandings plus 2683 repeats, returns and foreign recoveries, and 47 unbanded. Approximately 49 nets were used on 67 days in sites similar to those employed in previous years.

Table 3. New fall bandings

Season	No. banded	Net hours	Birds/100 n.h.
1 Aug—15 Nov 1972	6,684	38,153	17.5
1 Aug—15 Nov 1973	5,458	41,301	13.2
1 Aug—15 Nov 1974	6,348	37,533	16.9
1 Aug—15 Nov 1975	5,358	33,656	15.9
1 Aug—15 Nov 1976	4,720	39,400	12.0
1 Aug—15 Nov 1977	4,305	29,635	14.5

Days of peak migration followed the passage of cold fronts with a swing to NW winds preceeding the flights. The major falls of migrants banded (including repeats) were 204 on 19 September, 243 on 22 September, 205 on 23 September, 236 on 28 September, 394 (maximum) on 29 September, 207 on 30 September, and a late peak of 236 on 21 October.

Banded Empidonax flycatchers of all four eastern species showed a mean decrease of 56% this autumn compared with the five previous years, reaching their lowest level since 1971. The 157 Black-capped Chickadees were the least we have banded in our 12 years of operation. Conversely, American Robins have



not been so abundant since the fall of 1972. The smaller Catharus thrushes and both species of kinglets showed the lowest totals since 1971. Vireos and warblers were average except for an increase in Yellow-rumped Warblers (857) and the highest fall catch of Blackpoll Warblers (790) since their amazing peak of 1131 in 1971. Two of the warbler species tentatively correlated with the three-year-old Spruce Budworm outbreak continued to show migrant populations well above average at Manomet. The percentage increases of fall banding totals (mean) for 1975-77, over the five-year mean for 1970-74 were: Cape May Warbler up 141% and Bay-breasted Warbler up an amazing 682%. Sparrows in general were notably reduced in numbers, particularly those caught most frequently: Rufous-sided Towhee, Dark-eyed Junco, White-throated Sparrow, and Song Sparrow.

Unusual birds banded this fall included Yellow-billed Cuckoos on 5 and 26 October, 7 Saw-whet Owls, and Acadian Flycatcher on 25 August, Yellow-throated Vireos on 30 August and 22 September, 3 Golden-winged Warblers and a lone Connecticut Warbler on 11 September. Small numbers of Greater Shearwaters, Leach's Storm-Petrels, and Black-legged Kittiwakes were also banded in the course of our Seabird Survey work.

Table 4. Species totals for 1 Aug.—15 Nov. 1971 through 1977 (plus birds/n.h. x 1,000)

Species	1977	1976	1975	1974	1973	1972	1971
1. Yellow-rumped Warbler	857 (28.9)	503 (12.8)	816 (24.2)	1400 (37.3)	632 (15.3)	1304 (34.2)	847 (18.9)
2. Blackpoll Warbler	790 (26.7)	336 (8.5)	271 (8.1)	277 (7.4)	258 (6.2)	463 (12.1)	1131 (25.2)
3. Gray Catbird	620 (20.9)	709 (18.0)	578 (17.2)	864 (23.5)	633 (15.3)	809 (21.2)	608 (13.6)
4. American Robin	230 (7.8)	151 (3.8)	168 (5.0)	266 (7.1)	163 (3.9)	424 (11.1)	245 (5.5)
5. American Redstart	191 (6.4)	311 (7.9)	212 (6.3)	133 (3.5)	90 (2.2)	159 (4.2)	272 (6.1)
6. White-throated Sparrow	190 (6.4)	296 (7.5)	389 (11.6)	565 (15.1)	455 (11.0)	532 (13.9)	159 (3.5)
7. Black-capped Chickadee	157 (5.3)	697 (17.7)	936 (27.8)	226 (6.0)	979 (23.7)	166 (4.4)	4549 (130.7)
8. Bay-breasted Warbler	79 (2.7)	103 (2.6)	122 (3.6)	16 (0.4)	20 (0.5)	28 (0.7)	6 (0.1)
9. Red-eyed Vireo	74 (2.5)	59 (1.5)	89 (2.6)	137 (3.7)	155 (3.8)	203 (5.3)	149 (3.3)
10. Common Yellowthroat	71 (2.4)	95 (2.4)	67 (2.0)	117 (3.1)	119 (2.9)	67 (1.8)	155 (3.5)

Nantucket, Massachusetts 411-0701
Edith Andrews

The Nantucket station was in operation for a total of 26 days from 27 August to 15 November. A total of 865 new birds were banded in 270 net hours or 320 birds/100 n.h. as compared with 750 birds/100 n.h. in 1976. As in the past, most of the banding was conducted at Mothball Pines and at Madaket.

Table 5. Comparison of a few species—1975-1977

Species	1977	1976	1975
Yellow-rumped Warbler	406	783	323
Bay-breasted Warbler	80	42	164
Blackpoll Warbler	53	4	19
American Redstart	46	37	76
Cape May Warbler	37	44	100
Song Sparrow	36	32	35
Red-breasted Nuthatch	32	20	85
Gray Catbird	30	42	19
Indigo Bunting	1	21	0

A new species for the station was a Blue Grosbeak. Conspicuous by their absence were the Empidonax flycatchers, Solitary Vireo, Nashville Warbler, Northern Waterthrush, Northern Oriole, Purple Finch, Lincoln's Sparrow, and Song Sparrow.

There were 39 repeats and 4 returns. The highlight on 13 September was the first return of a Common Yellowthroat which was banded as an AHY male on 3 September 1969. The other three returns were Black-capped Chickadees.

Banding was done by Edith Andrews assisted by Janet Aylward, Jonnie Fisk, and Lucy Goddard.

Kingston, Rhode Island 412-0713
Douglas L. Kraus

The Kingston station was operated for 61 days between 8 August and 25 November in essentially the same manner as in the past five years. Netting commenced at dawn and usually stopped at mid-morning when bird activity was nearly zero. A total of 881 birds of 59 species were banded in 781 net hours for 113 birds/100 n.h. For the years 1972 through 1976 the birds/100 n.h. were 98, 89, 64, 94, and 121. Thus the migration here in 1977 was lighter than in 1976 but heavier than in the four prior years.

The first migrants were noted on 18 August. The migration was poor in August and September with no real peaks. However, it should be noted that the station was closed for ten days in early September. The migration improved in October with peaks noted on 8, 10, 16, 19, 22, and 24 October. Banding in November was discontinuous due to the cold weather, but to was productive with 95 birds in 56 net hours for 170 birds/100 n.h. Two prolonged wet spells in September and one in October interrupted the netting for two or more days each.

The numbers of most species were slightly less than in 1976, but a few marked changes occurred. There were increases in Blackpoll Warblers and Dark-eyed Juncos and decreases in both kinglets, Black-and-white Warblers,

American Redstarts, and Song Sparrows. Some of these decreases probably tie in with the severity of the winter of 1976-77 on the East Coast.

There were 26 returns, of which 16 were of local chickadees and 155 repeats. An immature Kentucky Warbler was banded on 11 August. It is a new species for this station. There were no recoveries.

Block Island, Rhode Island 411-0713
Elise S. and Helen S. Lapham

The Block Island station was operated in 1977 for 33 days between 23 August and 4 November. 1556 birds were banded in 2064 net hours or 75 birds/100 n.h. Banding time (6617 net hours last year) was sharply reduced by a shorter overall banding period this year. This was due to a major gap between 10 September and 21 September and by weather conditions. We were often interrupted by rainy weather and high winds from the east.

Last year fifteen species contributed more than a hundred individuals apiece. This year only Yellow-rumped Warblers and Gray Catbirds were over that number. Several species showed new lows. The most obvious of these were the kinglets—down from record numbers in 1976. Comparing the same banding dates, we netted 154 Golden-crowned Kinglets in 1976, none in 1977. In 1976 we banded 115 Ruby-crowned Kinglets and only 7 in 1977. Among other species that dropped from previous years were Red-breasted Nuthatches, Red-eyed Vireos, Winter Wrens, and Swainson's Thrushes.

We added one new species to our list—a Say's Phoebe caught on 10 October. An Orange-crowned Warbler caught on 8 October was a rarity. Another interesting catch was an almost white Northern Parula. This was the second albino Northern Parula banded at this station. An Ovenbird, at least nine years old, was recovered by Kathy Klimiewicz. A Common Yellowthroat returned that had been banded on Block Island by Elise Dickerson in 1968.

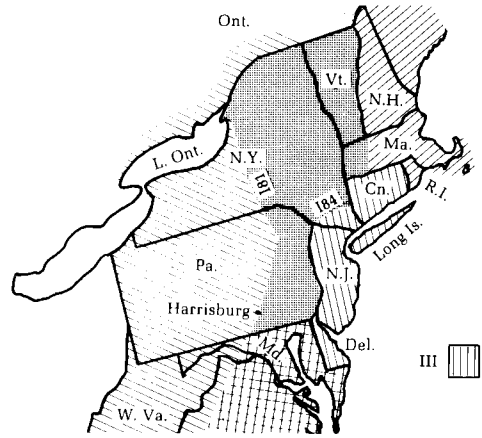


Atlantic Flyway Review: Region III

Robert Dewire, Coordinator
 9 Canary Street, Pawcatuck, CT 02891

Only 2 station reports were received this year. The Brookhaven station of Dennis Puleston did not operate due to travel and the Sandy Hook station report did not come in time. Based on the two reports and field observations, the 1977 fall migration was not a good one, especially compared with the fine flights in 1976. Both the Hermit Thrush and the White-throated Sparrow returned to more normal numbers after their large flights of 1976, and both kinglets were noticeably scarce this fall.

There is a serious need for more stations from this region to participate in the AFR if any meaningful data are to be obtained. At the most there are currently four stations that report from a region covering Connecticut, Long Island, New Jersey, and Delaware. With the number of banders known to be in these states and the prime banding habitat, there must be a number of stations active in the fall. We would very much like to add several stations to the AFR. Anyone interested, please drop me a post card at the address above, and I will send you information for the fall 1978 season.



Yellow-rumped Warblers were again the most common species with 1394 banded compared with 2308 in 1976. The other species most commonly taken this year were Dark-eyed Junco (806), Gray Catbird (467), White-throated Sparrow (373), and Brown Creeper (325). In 1976 the 2nd, 3rd, and 4th most common birds were the Golden-crowned Kinglet, Ruby-crowned Kinglet, and Yellowthroat. All showed dramatic drops in numbers—Golden-crowned Kinglet 1176 to 188; Ruby-crowned Kinglet 1136 to 198, and Yellowthroat 926 to 279.

Best days for each month were 79 on 26 August, 540 on 30 September, and 794 on 23 October. In addition to the 48 days of netting there were 6 additional days when only raptor banding was done. Hawk totals for the entire banding period were 6 Sharp-shinned, 1 Cooper's, 4 Marsh, 23 Merlin, 13 Kestrel, and an impressive 13 Peregrine Falcons.

Unusual captures included a Western Kingbird on 27 October, Summer Tanager on 2 October, and Clay-colored Sparrow on 11 September. The hybrid was an Audubon X Myrtle Warbler taken on 30 October by Mary Doscher.

Table 1. Region III summary

	Island Beach New Jersey	Manorville Long Island, NY
Days of operation	48	45
Number of nets used	?	3-10
Total net hours	3681	880
Largest daily catch	794	40
Birds banded 1977	6601	365
Birds banded 1976	12508	644
Different species 1977	107+1	39
Different species 1976	100	46
Birds/100 n.h. in 1977	179	41
Birds/100 n.h. in 1976	283	76

Table 2. Interesting or most common species 1977

Island Beach New Jersey	Manorville Long Island, NY		
Yellow-rumped Warbler	1394	Gray Catbird	111
Dark-eyed Junco	806	White-throated Sparrow	41
Gray Catbird	467	Rufous-sided Towhee	25
White-throated Sparrow	373	Wood Thrush	25
Brown Creeper	325	Blue Jay	24

Island Beach State Park, New Jersey 395-0740

Herman "Bud" Cooper

Numbers at the Island Beach State Park station were just over half the total banded in 1976 (6601 in 1977 and 12508 in 1976). Species were up from 100 in 1976 to 107 plus one hybrid in 1977. Part of the drop in numbers was due to over 700 less net hours this year (3680.6 compared with 4427 in 1976). The poor migration was also reflected in the number of birds per 100 net hours—179 this year and 283 in 1976.

Manorville, L.I., New York 405-0724

Gilbert Raynor

In the fall of 1977, I operated on 45 days although only for short periods on many, using from three to ten nets. I banded 365 birds of 39 species in 88 net hours. Migration was generally rather poor, and the largest daily catch was, surprisingly, on 27 August with 40 birds. However, some were undoubtedly residents rather than migrants. I averaged 41 birds/100 n.h. In 1976, I banded 644 birds at a rate of 76 birds/100 n.h.

No real rarities were captured in 1977. The best birds were Worm-eating Warbler and Connecticut Warbler.

Most common species were: Gray Catbird, 111; White-throated Sparrow, 41; Rufous-sided Towhee, 25; Wood Thrush, 25; and Blue Jay, 24.

One interesting recovery was taken. A Black-and-white Warbler banded at Fire Island on 7 June 1972 by Darrell Ford was captured on 19 August.

On requests for information—EBBA area

Erma J. Fisk

In efforts to establish migration routes, feeding and resting areas, and other information vital to the studies of our declining bird populations literally thousands (over 30,000 shorebirds at James Bay alone) of birds have been color-banded, dyed, wing-tagged, collared, and otherwise marked from James Bay to the Dry Tortugas. All birders are urged to look for such marking whenever they are in the field and report all possible details to the Bird Banding Office surely, and to the special investigators also, if they wish. (The information will reach the latter eventually from the Banding Office.)

One reason for my personal interest in this is that, driving south last fall, I took a half-hour off to stretch my legs on a Carolina beach, saw and reported the only color-banded Sanderling (from James Bay) to be reported from anywhere along this stretch of coast. What a bonus for a weary traveler!

Details requested are date and location of sightings; position of color marker—above or below the “knee;” on the leg if double or triple banded; which wing, etc.; number on the marker, if any; weather, wind; any pertinent comments on behavior, such as feeding, resting, apparently nesting, in company with other species or its own. **Any** information is desirable, but of course the more the better. (*Color bands often fade—orange to yellow, yellow to buff or cream, blue to pale blue, etc.* Do the best you can.) The following is a partial list of species under study and their investigators.

Great Blue Heron. Yellow plastic band with a 3-letter code; marked on Watts Island, VA. Niles L. Primrose, 2832 N. Calvert St., Baltimore, MD 21218.

Great Blue Heron. Patagial tags; color-coded for years; letters and numbers. G.A. Gray, Ohio Cooperative Wildlife Research Unit, 1735 Neil Ave., Columbus, Ohio 43210.

Greater Shearwaters. Tagged at Bay of Fundy, Gulf of Maine area; wing, letter-numeral combination. Tim Ramage, Biological Science Center, 2 Cumington St., Boston, Mass 02215.

Sandpipers. Wing-tagged. Species name requested. David Lank, Cornell Laboratory of Ornithology, 159 Sapsucker Woods Rd., Ithaca, NY 14853.

Semi-palmated and Least Sandpipers. Above the knee with standard band and 2 orange plastic bands; position of bands; some birds have all three on one leg. Arie L. Spaans, Surinam Forest Service, P.O. Box 436, Paramaribo, Surinam.

Least Tern. Wing-tagged. Dr. Herbert Kale II, Florida Audubon Society, Maitland, FL 32751.

Gull populations. Species, precise localities, dates, information on causes for concentration (sanitary landfills, etc.) and any details about the frequency of such concentrations. Dr. William E. Southern, Dept. of Biological Sciences, N. Illinois University, Dekalb, IL 60115 (to Sept 1979).

Laughing Gulls. Green patagial marker. Joanna Burger, Dept. of Biology, Livingston College, Rutgers University, New Brunswick, NJ 08903.

Royal Terns. Colored leg bands. Dr. John Weske, National Fish & Wildlife Laboratory, NHB 600, District of Columbia 20560.

Purple Martins. Leg or wing markers; two colored leg bands indicating state or groups of state or province. K. Klimkiewicz, Bird Banding Laboratory, Laurel, MD 20811. Dr. Jerome A. Jackson, Dept. of Zoology, Miss. State Univ., Miss. State, Miss. 39762

Painted Buntings. Colored leg bands. Dr. & Mrs. Samuel Tipton, 113 W. 23rd St., Long Beach, Southport, NC 28461.

Painted Buntings. Colored leg bands at St. Catherine's Island, GA. Scott Lanyon, c/o American Museum of Natural History, Central Park West at 79th St., NY 10024.

In view of the geographical location of most EBBA members, reports of particular interest would be on spoonbills and herons (Texas Parks and Wildlife; Dr. Wm B. Robertson, Jr., Everglades National Park); flamingos, Reddish Egrets, Wood Storks (Ibis) (National Audubon Research Dept., Tavernier, FL); Sooty and Noddy Terns (Dr. Robertson) marked in various ways by leg bands, patagial streamers and combinations.

P.O. Box 407, So. Orleans, MA 02662

ED NOTE: Anyone in EBBA territory with a marking project is invited to share this information with Mrs. Fisk.