

Spotted Redshank and Common Greenshank in North America



Spotted Redshanks appearing in North America are mostly basic-plumaged birds, like this one found during mid-March 1989 in Israel. Photograph/Richard Chandler

STEVEN G. MLODINOW *

Sandpipers of the genus *Tringa* are well known for their highly migratory nature and their penchant for wandering off course. Spotted Redshank (*Tringa erythropus*) and Common Greenshank (*Tringa nebularia*) are not exceptions. Both of these Old World species migrate long distances, and both have wandered repeatedly into North America.¹ There, however, the similarity ends. The more northerly breeding Spotted Redshank has wandered widely across North America whereas Common Greenshank occurrence has been limited almost entirely to Beringia (i.e., land masses in and around the Bering Sea). Spotted Redshanks have been found mostly in fall while Common Greenshanks have been seen predominantly in spring. These species' vagrancy patterns provide clues as to when and where future sightings might occur and also provide general insight into North American shorebird vagrancy.

* 4819 Gardner Avenue, Everett, Washington 98203 (sgmlod@aol.com)

¹ For the purposes of this article, North America is defined as the United States, Canada, Mexico, the West Indies, and Central America.

SPOTTED REDSHANK

Old World Distribution. Spotted Redshanks are one of the most northerly breeding *Tringa*, nesting near or above the Arctic Circle from far eastern Siberia (excluding the Chukchi Peninsula) to northern Scandinavia (Flint et al. 1984; Snow and Perrins 1998). Southbound migration from these far northern climes starts in mid-June when adult females begin to leave. Adult males head southward a month later, followed by juveniles in August (Hayman et al. 1986).

These southbound redshanks are typically first detected in England during late June, and the last non-wintering birds have mostly departed by mid-November with peak movement occurring from the very end of July well into September (C. Bradshaw, pers. comm.). In Japan, where this species is far less numerous than in Europe, fall migrants are found mostly from August well into November (Brazil 1991).

Spotted Redshanks winter largely in Africa and Asia between the Tropic of Cancer and the Equator, but small numbers winter in Europe north to Great Britain (Hayman et al. 1986, Snow and Perrins 1998). New arrivals first appear on West African wintering



Featuring basic plumage, this Common Greenshank was photographed in Mai Po, Hong Kong, November 24, 1996. Photograph/Geoff J. Carey

grounds in August and peak during October (Snow and Perrins 1998). Spring departures from these wintering areas start early. For example, in Senegal almost all have left by the end of March (Snow and Perrins 1998). Northbound birds first arrive in England between mid-March and early April, and the last are seen in late May or early June with peak passage occurring from the third week of April into mid-May (C. Bradshaw, pers. comm.). In Japan the first northbound birds arrive on Honshu during late February and on Hokkaido by late March (Brazil 1991). Peak movement through Japan is from late March through April with some birds still heading north during May (Brazil 1991).

As with most *Tringa*, Spotted Redshanks use a wide variety of wetlands during migration and winter. Favored habitats include freshwater mudflats, brackish mudflats, and flooded fields.

² Records from Alaska included here are ones previously published and ones from Attour's Larry Balch, but some unpublished records were not made available to the author.

³ Pacific/West Coast of North America is herein defined as areas lying west of the Sierra Nevada, Cascade, and Canadian Rocky Mountains.

New World Status. The first North American Spotted Redshank was found at Seapowet, Rhode Island, May 30, 1955 (Conway 1992). Since then, at least 74 more have been recorded (Table 1, p. 126). These records are best divided into parts representing regions of North America: (1) Aleutians (from Adak westward) and Pribilofs; (2) Pacific Coast; (3) Interior; (4) Atlantic Coast and West Indies.

The Aleutians and Pribilofs account for more than 30 of North America's Spotted Redshanks, most of these having been found on the outermost Aleutian Islands of Attu, Shemya, and Alaid.² There are at least 17 spring records from this region, all between May 20 and 31, and at least 14 fall records, mostly between September 19 and 23 with outliers as early as August 30 and as late as October 11. Despite this tight pattern, we should remember that coverage of this distinctly isolated region is sporadic and tends to occur over a very limited date-span, thus likely skewing the apparent peak dates of occurrence.

Records from elsewhere along the West Coast of North America number only ten and are scattered from Vancouver, British Columbia, to San Diego County, California.³ Five of these records are from

Table 1. Spotted Redshank Records in North America

Location	Date	Source
Newfoundland		
Terra Nova NP	5/15–21/74	B. Montevecchi, pers. comm.
Pines Cove North Peninsula	9/9/82	B. Montevecchi, pers. comm.
Nova Scotia		
Hartlen Point	9/17/93	AB48: 82
St. Mary's, Isle Madame	7/9/95	FN49:901
Wallace Bay Bird Sanctuary	7/23/95	FN49:901
Cape Sable I.	10/7/95	FN50: 14
West Chezzetcook	7/19/96	FN50: 923
Crescent Beach	8/5/96	FN51: 18
Cape Sable I.	9/14/97	Fullerton 1997
New Brunswick		
Hillsborough	8/23/96	FN51: 18
Massachusetts		
Plum Island	7/28/81	Veit and Peterson 1995
South Wellfleet	7/31–8/19/90	Veit and Peterson 1995
Rhode Island		
Seapowet ¹	5/30–31/55	Conway 1992
Connecticut		
New Haven	11/15/69 (collected)	Auk 89: 677
Ontario		
Niagara	7/25/76	Axtell et al. 1977
Peterborough County	5/8/81	James 1983
Casselman Sewer Lagoon	7/19–24/90	AB44: 1129
New York		
Brooklyn	12/6/92–3/19/93	AB47: 244/399
Jamaica Bay ²	10/3/93	AB48: 93
Brooklyn ³	11/30/93–1/19/94	FN48: 188/AB48: 93
Pennsylvania		
Philadelphia ⁴	7/30/60	Cassinia 45: 10–12
New Jersey⁵		
Brigantine NWR	late September 1978	Leck 1984
Brigantine NWR	9/28–10/8/79	Leck 1984
Brigantine NWR	10/22–23/93	AB48: 93
North Carolina		
Cape Hatteras Point	5/13–17/87	AB41: 417
South Carolina		
Huntington Beach	2/21–4/26/81	Post and Gauthreaux 1989
West Indies		
Barbados	11/6/64	Hutt et al. 2000
Barbados	10/1/65	Hutt et al. 2000
Barbados	3/12/67	Hutt et al. 2000
Barbados	3/12/80	Hutt et al. 2000
Ohio		
Huron	8/28/79	Peterjohn 1989
Saskatchewan		
Moosejaw	9/2–6/94	FN49: 61
Kansas		
Lake Perry	5/1–8/88	AB42: 455
Texas⁶		

¹ Good documentation exists by multiple observers (P.A. Buckley, pers. comm.) but considered hypothetical by Conway (1992).


² Rejected by the New York Avian Rarities Committee, but the description is quite consistent with Spotted Redshank, and the report is believed to be correct by many (P.A. Buckley, pers. comm.).

³ The same Spotted Redshank that wintered in 1992–93 returned to Brooklyn for the winter of 1993–94.

⁴ Considered hypothetical by Pennsylvania Ornithological Records Committee, but the description (including voice) is quite convincing. Will be included among official birds of Philadelphia in upcoming book (E. Fingerhood, *in litt.*).

⁵ Two records published in Leck (1984) were rejected by the New Jersey bird records committee: Brigantine NWR, May–June 1965, and Manahawkin, 8/17–22/72 (P. Lehman, pers. comm.). Note: Brigantine NWR is now called Forsythe NWR.

⁶ There are two published reports, but no accepted records, from Texas. The first was seen near Rockport 4/16–17/62 (Oberholser 1974) but was rejected by the Texas Bird Records Committee (TOS 1995). The second was reported from Haskell County 1/8/84 (AB 38: 334), but it was never documented and is likely best disregarded (G. Lasley, pers. comm.).



Also basic-plumaged, this Spotted Redshank clearly shows the reddish base to the long, thin bill. This redshank was present at Mai Po, Hong Kong, November 24, 1996. Photograph/Geoff J. Carey

British Columbia, one is from Oregon, and four are from California, but, surprisingly, Spotted Redshank has not yet been confirmed on mainland Alaska (D. Gibson, pers. comm.). Records from this region are evenly split between spring and fall. Of the spring records, two are early (February 21 to April 1) and three late (early May to May 23). The five fall records span the period from October 9 to November 29.

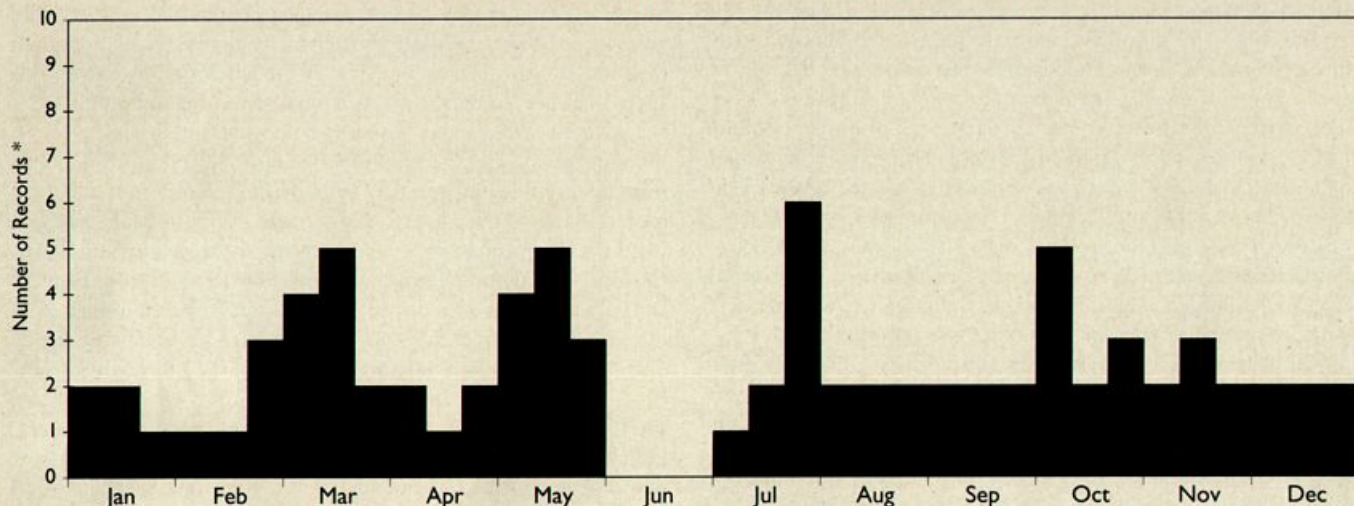
North America's interior has provided a total of eight records from southeastern California, Nevada, Saskatchewan, Kansas, Ohio, and Ontario. Five occurred between July 19 and September 6, and three between April 30 and May 8.

Along the Atlantic Coast and in the West Indies, 26 Spotted Redshanks have been found, 20 of which were north of Delaware Bay and four of which are from the West Indies.⁴ Fall records predominate, totalling 19; of the remaining records, six are from spring and one from winter. The fall reports are bimodal with seven first located between July 9 and August 5 and 12 first located between August 23 and November 15. The six spring records fall into two groups: an early one (three birds first found between February 21 and March 12, possibly representing wintering birds) and a later one (three birds first found between May 13 and May 31). The winter record pertains

⁴ For purposes of this discussion, the Philadelphia record is considered as an Atlantic Coast record. Also, seven published records from this region are considered hypothetical (sometimes because there was only one observer) or have been rejected by local rarities committees (see table). However, after reviewing these records, I believe four of them to be correct and have included them in this discussion. Three other records were published and were later rejected by the New Jersey bird records committee or the Florida Ornithological Society Rarities Committee (Stevenson and Anderson 1994, P. Lehman, pers. comm.): Manahawkin, New Jersey, 8/17–8/22/72 (Leck 1984); Brigantine, New Jersey, May–June 1965 (Leck 1984); and Kissimmee Lakefront Park, Florida, 4/7/86 (Stevenson and Anderson 1994).

REDSHANK AND GREENSHANK

Spotted Redshank Records From North America, South of Alaska




* A bird present for more than one time period (e.g., 10/17 to 11/11) is counted for each time period during that bird's stay.

to a bird that spent two consecutive winters in urban Brooklyn not far from Jamaica Bay. This bird, the only Spotted Redshank known to have wintered in North America, was seen from December 6, 1992 to March 19, 1993 (AB 47:244; AB 47:399) and again from November 30, 1993 to at least January 19, 1994 (AB 48:93; FN 48:188).

North American records of Spotted Redshank form an interesting pattern. First, however, the Aleutian/Pribilof birds should be isolated from the other records as they may not actually represent vagrants. The outermost Aleutians are directly south of the Spotted Redshank's breeding range, and the Pribilof and central Aleutian islands are not far to the east, so individuals occurring here are just slightly off course and could well be on the the eastern extreme of the Spotted Redshank's normal migration route and not on their way to the rest of North America.

Table 1 (continued)

Spotted Redshank Records in North America		
Location	Date	Source
Nevada		
Vegas Wash	8/16-20/75	Alcorn 1988
British Columbia		
Reifel Refuge	10/17-11/11/70	Paulson 1993
Reifel Refuge	early May 1971	Paulson 1993
Reifel Refuge	11/29/80	Paulson 1993
Reifel Refuge	3/1-4/1/81	Paulson 1993
Serpentine Fen, Surrey	10/9-17/82	AB37:216
Oregon		
S. Jetty Columbia River	2/21-3/1/81	Paulson 1993
California		
North end of Salton Sea	4/30-5/4/83	AB37:912
Crescent City Harbor	5/14/85	AB39:346
Lake Earl (same as above)	5/15/85	AB39:346
Santa Maria	10/25/85	AB40:158
Staten I.	11/19-20/88	AB43:163
Camp Pendleton	5/19-23/89	AB43:536
Alaska		
St. Paul I. (2)	9/19/61	Sladen 1966
St. Paul I. (4)	9/22/61	Sladen 1966
Attu I.	9/23/64	Byrd et al. 1978
Adak I.	5/30/71	Roberson 1980
Adak I.	5/30/72	Byrd et al. 1975
Buldir I.	8/30/74	Byrd et al. 1978
Adak I.	9/20/75	Byrd et al. 1978
Alaid I.	5/22-23/76	Byrd et al. 1978
Buldir I.	9/21/76	AB31:211
Shemya I.	9/20/77	Gibson 1981
Shemya I.	9/5-7/78	Gibson 1981
Shemya I.	9/23/78	Gibson 1981
Shemya I.	10/10-11/78	Gibson 1981
Attu I. (2)	5/20-24/79	AB33:798
Attu I.	5/24-26/81 (2 on 5/26)	L. Balch, pers. comm.
Attu I.	5/20/82	L. Balch, pers. comm.
Attu I. (2)	5/31/83	L. Balch, pers. comm.
Attu I. (2)	5/23/84	AB38:947
Attu I.	5/25-26/84	L. Balch, pers. comm.
Attu I.	5/25/86	L. Balch, pers. comm.
Attu I.	5/22-27/91 (2 on 5/26)	L. Balch, pers. comm.



Displaying traces of alternate plumage, notably the darkish scapulars, the Common Greenshank shown here was found April 7, 1993, in Israel. Notice the bill, more distinctly upturned than on most Greater Yellowlegs, and the pale greenish legs, er . . . shanks. Photograph/Richard Chandler

Away from the Aleutians and Pribilofs, there are about 44 North American records. These are geographically biased toward the eastern portion of the continent and have been noted almost entirely during migration. Spring migration seems to be bimodal, but the small sample size makes any definitive statement impossible. There does appear to be, however, a small early peak of birds first found during late February and mid-March (possibly representing wintering birds) and a much larger peak of birds first located between April 30 and May 19. Birds found earlier in the spring have typically stayed for a long time (one month or more) whereas birds found later have mostly remained for less than a week. The cluster of early records suggests that birders might want to search for Spotted Redshanks far earlier in the spring than for most other vagrant shorebirds.

Fall migration is more clearly bimodal. The smaller early group consists of adults initially located between July 9 and August 5, whereas the larger later group contains mostly immatures first found between August 16 and November 29. The latter group is about twice as large as the former and peaks between late August and mid-October. Notably, all early fall records are from eastern North America.

The bimodal distribution of spring birds is unexpected, but a similarly split spring migration seems to occur in Japan (F-J. de Vries, pers. comm.).

COMMON GREENSHANK

Old World Distribution. Common Greenshanks breed from the Kamchatka Peninsula west to Scotland, largely south of the Arctic Circle (Hayman et al. 1986). Wintering areas span sub-Saharan Africa, southern Asia, and Australia with scattered birds remaining through the winter in Europe as far north as the British Isles (Hayman et al. 1986). Southbound passage through northern and temperate Europe occurs mostly from mid-July through late October, whereas northbound migrants are predominantly found in these regions during April and the first half of May (Snow and Perrins 1998). In Japan, fall migration occurs from late July to early November, and spring migration occurs through April and May (Brazil 1991).

During migration, Common Greenshanks use a variety of habitats from flooded fields, marshes, and settling ponds to reefs, tidal flats, and sand bars.



In juvenile plumage, the Common Greenshank here was photographed September 12, 1997 in Cornwall, United Kingdom. Photograph/Richard Chandler

New World Status. The first North American Common Greenshank was found May 29, 1962 at St. Paul Island (Sladen 1966). Ten years passed before the next North American greenshank appeared, this time on Attu Island June 8, 1972 (AB 26:796). Since then, this species has proven to be a nearly annual spring vagrant on the western Aleutian Islands and has been noted casually in spring on St. Lawrence Island and the Pribilof Islands (see Table 2). Fall migrants seem far scarcer with fewer than ten published records from scattered locations among the western Aleutian and Pribilof islands. Notably, there are no records from elsewhere in Alaska at any season (D. Gibson, pers. comm.). Spring dates span May 15 to June 8 with a seasonal maximum of 15 individuals on Shemya Island from May 16 to May 31, 1976 (Byrd et al. 1978). Fall dates are scattered between July 1 and September 6 but mostly are from August 23 through September 6. Once again, we should remember that the western Aleutians, the Pribilofs, and St. Lawrence Island are isolated and receive sporadic coverage that is heavily skewed towards a relatively narrow window during spring. Consequently, the actual seasonal span and peaks of occurrence might be quite different.

Outside of Alaska, Common Greenshanks are exceedingly rare in North America with eight records to date (see Table 2). The first was present on Barbados March 12, 1980 (Hutt et al. 2000). This record was followed shortly by another on Barbados October 3, 1980 (Hutt et al. 2000). Indeed, five of the non-Alaskan Common Greenshanks have come from the West Indies while the remaining three come from Canada. Readers should note, however, that there is a likely correct report of a Common Greenshank from Onondaga Lake, Syracuse, New York, August 30, 1962 (Bull 1974). The lack of firm records between the West Indies and Atlantic Canada is somewhat mystifying.

Non-Alaskan Common Greenshanks have been most often found in fall with four records. There are also two spring records and one bird that was first found in December and then remained for at least 14 months. The date for the eighth record is not available (H. Raffaele, pers. comm.). The four fall records occurred between September 24 and November 19. The two spring greenshanks were seen March 12 and May 1 to 3. The long-staying bird remained at Riverhead, Newfoundland, from December 3, 1983 to February 2, 1985 (Savard 1993).

COMPARATIVE VAGRANCY

Spotted Redshanks and Common Greenshanks are both nearly annual in North America, but their patterns of occurrence are quite different. Common Greenshanks have occurred almost exclusively on the islands of Beringia while Spotted Redshanks have wandered across the breadth of North America.

Much of this discrepancy may be due to the Spotted Redshank's more northerly breeding range, at least in Asia. A Spotted Redshank making a 45° or 90° navigational error during its fall migration is much more likely to make landfall in North America than a Common Greenshank starting its migration farther south in Asia. A similar pattern of relative vagrancy is seen in Europe when records of the more northerly breeding Lesser Yellowlegs (*Tringa flavipes*) are compared to those of the more southerly breeding Greater Yellowlegs (*Tringa melanoleuca*). As of December 1995, 240 Lesser Yellowlegs had been recorded in Great Britain and Ireland compared to only 31 Greater Yellowlegs (Vinicombe and Cottridge 1996).

In Europe, however, Spotted Redshanks and Common Greenshanks breed at similar latitudes, apparently negating the above explanation for their differing occurrence on the North American East Coast. Furthermore, the Common Greenshank breeding popu-

REDSHANK AND GREENSHANK

lation in Scandanavia is more than twice that of Spotted Redshank, and most greenshanks migrate just as far to get to their wintering grounds (Snow and Perrins 1998). Thus, these two species would be expected to occur with roughly equal frequency on the North American Atlantic Coast. Indeed, in Greenland this seems to be the case with one record per species (Olsen 1987, Rasmussen 1997); in Iceland, Spotted Redshanks have been seen six times and Common Greenshanks at least ten times (Y. Kolbeinsson, pers. comm.). The frequency of Spotted Redshank occurrence on North America's Atlantic Coast is therefore greater than expected. Obviously another factor is at work.

An intriguing possibility is that most eastern North American Spotted Redshanks come from Asia. Supportive arguments run along two veins: first, East Coast Spotted Redshank records are unexpectedly more numerous than those of Common Greenshank and Common Redshank (*Tringa totanus*); second, Sharp-tailed Sandpiper (*Calidris acuminata*) and Red-necked Stint (*Calidris ruficollis*) also seem to show a pattern of travelling to the North American East Coast from breeding grounds in Siberia via the North American interior.

Common Redshanks breed as close to North America as Iceland and are highly migratory (Hayman et al. 1986). Furthermore, the Icelandic breeding population of Common Redshank is greater than the entire European breeding population of Spotted Redshank (Snow and Perrins 1998), and Greenland has eight records of Common Redshank to one record of Spotted Redshank (Rasmussen 1997, A.T. Mjos, pers. comm.). Thus, in eastern North America one would expect Common Redshank to occur much more frequently than Spotted Redshank, if Spotted Redshanks were actually coming from the east (i.e., Europe), yet the only accepted North American records of Common Redshank come from Newfoundland during April and May 1995 and during March and April 1999 (Mactavish 1996, *Birders Journal* 8:69). Spotted Redshanks arriving on the East Coast during fall by flying eastward from Asia would help explain this difference.

Is there precedence for such trans-North American vagrancy by Asian birds? Quite probably. Red-necked Stints and Sharp-tailed Sandpipers are the only shorebirds that are both vagrants in Great Britain and recurrent vagrants along both coasts of North America. If one assumes that eastern North American records represent birds that crossed the Atlantic by flying west, then one would expect the number of records from heavily birded Great Britain to be equal to or larger than those from eastern North America. However, Sharp-tailed Sandpipers have been recorded 17 times in eastern North America between 1982 and 1994 but only 23 times in Great Britain and Ireland in all years prior to 1997 (Mlodinow and O'Brien 1996, Vinicombe and Cottridge 1996). More dramatically, East Coast North American Red-necked Stints total about 18 (prior to 1995) whereas records from Great Britain and Ireland total only four prior to 1997 (Mlodinow and O'Brien 1996, Vinicombe and Cottridge 1996). As with Spotted Redshank, there are several records of both of these species from the North American interior to fill the gap between the Pacific and Atlantic Coasts (Mlodinow and O'Brien 1996). Therefore, Red-necked Stint and Sharp-tailed Sandpiper likely provide a precedent for fall shorebird vagrancy from Asia to eastern North America via a flightpath headed east.

SUMMARY

Spotted Redshanks and Common Greenshanks are highly sought vagrants in North America, and decades of birding have begun to elucidate their patterns of wandering. The Arctic-breeding Spotted Redshank has occurred predominantly as a migrant on the Pacific

Table 2. Common Greenshank Records in North America*

Location	Date	Source
Alaska		
St. Paul I. (4)	5/29/62 (w/2 thru 6/3)	Sladen 1966
Attu I.	6/8/72	AB26: 796
Buldir I.	5/15/74	Byrd et al. 1978
Shemya I.	5/15/75	AB29: 895
Buldir I.	6/5/75	AB29: 1019
Buldir I. (2)	9/4/75	AB30: 111
Shemya I. (15)	5/16-31/76	Byrd et al. 1978
Alaid I. (2)	5/17/76	Byrd et al. 1978
Buldir I.	5/19-6/12/76	Byrd et al. 1978
Attu I. (4)	5/21-26/76	Byrd et al. 1978
Alaid I.	5/23-24/76	Byrd et al. 1978
Amchitka I. (3)	5/30/76	Byrd et al. 1978
Buldir I.	7/14-8/6/76	AB30: 991/AB31: 211
St. Paul I.	6/4/77	AB31: 1016
Shemya I.	5/15/78	Byrd et al. 1978
Agattu I.	9/6/78	AB33: 205
Shemya I.	9/6/78	AB33: 205
Attu I.	5/20-27/79	L. Balch, pers. comm.
Attu I.	5/20-31/80	L. Balch, pers. comm.
Attu I. (max: 6)	5/22-31/81	L. Balch, pers. comm.
Attu I.	5/19/82	L. Balch, pers. comm.
Attu I.	5/16-6/2/83	L. Balch, pers. comm.
Attu I. (max: 4)	5/21-31/84	L. Balch, pers. comm.
Shemya I. (4)	5/24-25/84	AB38: 947
Gambell	5/31-6/1/84	AB38: 947
St. Paul I.	1st half June 1985	AB39: 952
Attu I.	5/22-6/5/86	L. Balch, pers. comm.
St. George I. (2)	8/15/86	AB41: 131
St. Paul I.	8/31/86	AB40: 156
Attu I. (max: 5)	5/18-6/6/87	L. Balch, pers. comm.
Shemya I.	5/21 & 23/87	AB41: 477
Adak I.	5/22-23/87	AB41: 477
St. Paul I. (4)	5/29-6/4/87	AB41: 477
Gambell	5/22-27/87	AB41: 477
Gambell	6/1/87	AB41: 477
Attu I. (2)	5/21-28/89	AB43: 525
Attu I. (max: 4)	5/22-31/91	L. Balch, pers. comm.
Attu I.	5/25-6/4/92	L. Balch, pers. comm.
Attu I.	5/19-25/94	FN48: 330
Adak I.	5/19/94	FN48: 330
Gambell	6/4/95	FN49: 292
Attu I.	5/28/96	L. Balch, pers. comm.
Gambell	6/1/96	FN50: 319
St. Paul I.	6/7/96	FN50: 319
St. Paul I.	7/1/96	FN50: 984
Attu I. (2)	5/25-28/97	L. Balch, pers. comm.
St. Paul I.	8/23/97	FN52: 109
non-Alaska		
Barbados	3/12/80	Hutt et al. 2000
Barbados	10/3/80	Hutt et al. 2000
Riverhead, NF	12/3/83-2/2/85	Savard 1993
Cherry Hill, NS	9/24-10/1/88	AB43: 56
Barbados	10/9/90	Hutt et al. 2000
St. Gedeon, PQ	5/1-3/93	Savard 1993
Barbados	11/18-19/96	Hutt et al. 2000

* A report by Audubon of three together, one of which was collected, is hypothetical at best (Stevenson and Anderson 1994). Raffaele et al. (1998) refer to a record from Puerto Rico, but the specifics are not available.

and Atlantic coasts, though inland sightings indicate that this species might be found anywhere on the continent. Furthermore, circumstantial evidence implies that many of inland and Atlantic Coast birds found during autumn come from Asia, not Europe. Spring records hint that birders in the New World might be missing some wintering Spotted Redshanks.

On the other hand, Common Greenshank's occurrence is much more limited with the preponderance of records from Beringia and a small minority from eastern Canada and the West Indies. The more restricted pattern of Common Greenshank vagrancy is likely due, in part, to its more southerly breeding range in Asia. Future records outside of Beringia are likely to remain scarce and probably will be mostly confined to eastern Canada, the West Indies, and perhaps New England.

ACKNOWLEDGMENTS

This article would not have been possible without the kind help of a number of active birders. I am especially indebted to those who graciously agreed to review the manuscript in *toto*: P.A. Buckley, Jon Dunn, Paul Lehman, Guy McCaskie, and Ian McLaren.

Helpful information was also provided by Keith Arnold, Margaret Bain, Larry Balch, Colin Bradshaw, Ned Brinkley, David Christie, Fer-Jan de Vries, Steven Feldstein, Dan Gibson, Michel Gosselin, Yann Kolbeinsson, Greg Lasley, Harry LeGrand, Bruce Mactavish, Alf Tore Mjos, Bill Montevecchi, Herbert Raffaele, and P.W. Smith.

LITERATURE CITED

- Alcorn, J.R. 1988. *The Birds of Nevada*. Fairview West Publishing, Fallon, Nevada.
- Axtell, H.H., P. Benham, and J.E. Black. 1977. Spotted Redshank sighted in Ontario. *Canadian Field-Naturalist* 91:90-91.
- Bull, J.L. 1974. *Birds of New York State*. Cornell University Press, Ithaca, New York.

- Brazil, M.A. 1991. *The Birds of Japan*. Smithsonian Institution Press, Washington, D.C.
- Byrd, G.V., D.D. Gibson, and D.L. Johnson. 1974. The Birds of Adak Island, Alaska. *Condor* 76:288-300.
- Byrd, G.V., J.L. Trapp, and D.D. Gibson. 1978. New information on Asiatic birds in the Aleutian Islands, Alaska. *Condor* 80:309-315.
- Conway, R.A. 1992. *Field-Checklist of Rhode Island Birds*, 2nd ed. Audubon Society of Rhode Island, Smithfield, Rhode Island.
- Cramp, S., and K.E.L. Simmons, eds. 1983. *The Birds of the Western Palearctic*, vol. 3. Oxford University Press.
- Flint, V.E., R.L. Boehme, Y.V. Kostin, and A.A. Kuznetsov. 1984. *A Field Guide to Birds of the USSR*. Princeton University Press.
- Fullerton, S. 1997. Shorebirds. *Nova Scotia Birds* 40:14.
- Gibson, D.D. 1981. Migrant birds at Shemya Island, Aleutian Islands, Alaska. *Condor* 83:65-77.
- Hayman, P., J. Marchant, and T. Prater. 1986. *Shorebirds*. Houghton Mifflin Co., Boston.
- Hutt, M.B., H.F. Hutt, P.A. Buckley, E.B. Massiah, M.D. Frost, and F.G. Buckley. 2000. *The Birds of Barbados, West Indies*. B.O.U. Check-list No. xx. British Ornithologists' Union (in press).
- James, R.D. 1983. Ontario Bird Records Committee report for 1982. *Ontario Birds* 1:7-15.
- Jonsson, L. 1993. *Birds of Europe*. Princeton University Press.
- Leck, C.F. 1984. *The Status and Distribution of New Jersey's Birds*. Rutgers University Press New Brunswick, New Jersey.
- Mactavish, B. 1996. Common Redshank in Newfoundland. *Birding* 28:302-307.
- Mlodinow, S.G., and M. O'Brien. 1996. *America's 100 Most Wanted Birds*. Falcon Press, Helena, Montana.
- Oberholser, H.C. 1974. *The Bird Life of Texas*. University of Texas Press, Austin.
- Olsen, K.M. 1987. Sjældne fugle i Danmark og Gronland i 1985. *Dansk orn. Foren. Tidsskr.* 81: 109-120.
- Paulson, D. 1993. *Shorebirds of the Pacific Northwest*. University of Washington Press, Seattle.
- Peterjohn, B.G. 1989. *The Birds of Ohio*. Indiana University Press, Bloomington, Indiana.

- Post, W., and S.A. Gauthreaux, Jr. 1989. *Status and Distribution of South Carolina Birds*. Charleston Museum, South Carolina.
- Raffaele, H., J. Wiley, O. Garrido, A. Keith, and J. Raffaele. 1998. *A Guide to the Birds of the West Indies*. Princeton University Press.
- Rasmussen, P.A.F. 1997. Sjældne fugle i Danmark og Gronland i 1995 og 1996. *Dansk orn. Foren. Tidsskr.* 91:133-150.
- Savard, G. 1993. The first record of Common Greenshank for Quebec. *Birders Journal* 3 190-194.
- Sladen, W.J.L. 1966. Additions to the avifauna of the Pribilof Islands, Alaska, including five species new to North America. *Auk* 83:130-135.
- Snow, D.W., and C.M. Perrins, eds. 1998. *The Birds of the Western Palearctic: Concise edition*. Oxford University Press.
- Stevenson, H.M. and B.H. Anderson. 1994. *The Birdlife of Florida*. University of Florida Press, Gainesville.
- Texas Ornithological Society. 1995. *Checklist of the Birds of Texas*, 3rd ed. Texas Ornithological Society, Austin.
- Tufts, R.W. 1986. *Birds of Nova Scotia*, 3rd ed. Nimbus Publishing Ltd., Halifax, Nova Scotia.
- Veit, R.R., and W.R. Petersen. 1993. *Birds of Massachusetts*. Massachusetts Audubon Society, Boston.
- Vinicombe, K. and D.M. Cottridge. 1996. *Rare Birds in Britain and Ireland*. HarperCollins Publishers, London.

BirdBase *Highest Quality & Lowest Price* BirdArea

Nearly all the ABA birders reporting life lists over 6000 who use computers use our software. It is the software most widely used by all those over the 1400 bird threshold. Why? Because it lets them easily keep track of birds seen and also helps them see new birds with its ability to list the birds of any major world area, labeling all endemics and birds previously seen in the area, outside it, or both. View an on-screen demonstration at <http://members.aol.com/sbsp/>

BirdBase can switch between displaying all the birds in James Clements' world list or any selection of them, when recording sightings. It accepts 5000-word sighting notes. And it instantly updates any number of annual/life lists (e.g., yard, county, state, nation, ABA region/area, world). These can give details of all sightings or of only each bird's first sighting, or just name birds seen. BirdBase can list all sightings of a bird, list in date-order all trips or first sightings of all birds, tabulate Christmas counts, etc. It handles all changes in the world list, and puts them in sightings already recorded.

BirdArea can list in detail the range of any bird. And it can produce check lists of the birds of all major world areas (i.e., U.S. states, Canadian provinces, nations, ABA regions/areas, important islands) with endemics labeled. Printouts allow multiple check marks and notes. Shawneen Finnegan's annually-updated ranges come from more than 700 publications in 10 languages and from many experts birding the areas.

If BirdBase is used BirdArea can label birds already seen on each check list, make lists of birds not already seen, and find any recorded sighting in which a bird is outside its known range. If BirdArea is used BirdBase can switch to displaying only birds whose ranges include any of the world areas when recording sightings of a trip to that area. This makes recording very much easier and calls to attention out-of-range sightings.

BirdBase is \$59.95 + \$4.00 shipping; so is BirdArea. Buy both for \$99.95 + \$6.00. Or start with BirdBase and N. American birds for \$39.95 + \$3.00. Add 8% for CA orders. Double overseas shipping. Visa, MasterCard OK. For Windows 3.X, 9X, NT.

Santa Barbara Software Products

1400 Dover, S.B. CA 93103 USA; Phone/fax: 805 963 4886; E-mail: sbsp@aol.com

