

- Kaufman, D. W. 1972. Shrike prey selection: Color or conspicuousness? *Auk* 90:204-206.
- _____. 1973. Was oddity conspicuous in prey selection experiments? *Nature* 244: 111.
- _____. 1974a. Differential owl predation on white and agouti *Mus musculus*. *Auk* 91:145-150.
- _____. 1974b. Differential predation on active and inactive prey by owls. *Auk* 91:172-173.
- Kendall, M. G. 1948. *Rank correlation methods*. Charles Griffin, London. 199 pp.
- Metzgar, L. M. 1967. An experimental comparison of owl predation on resident and transient white-footed mice (*Peromyscus leucopus*). *J. Mammal* 48:387-391.
- Mueller, H. C. 1968. Prey selection: Oddity or conspicuousness? *Nature* 217:92.
- _____. 1971. Oddity and searching image more important than conspicuousness in prey selection. *Nature* 233, 345-346.
- _____. 1974. Factors influencing prey selection in the American Kestrel. *Auk* 91:705-721.
- _____. 1975. Hawks select odd prey. *Science* 188(4191):953-954.
- Ruggiero, L. F. 1975. The influence of movement, pelage color, and morphology on prey selection by kestrels with emphasis on interactions. Ph.D. dissertation, Utah State University, Logan, Utah. 64 pp.
- Ruggiero, L. F., Cheney, C. D., and F. F. Knowlton. 1979. Interacting prey characteristic effects on Kestrel predatory behavior. *The American Naturalist* 113:749-757.
- Snyder, R. L. 1975. Some prey preference factors for a Red-tailed Hawk. *Auk* 92:547-552.
- Sparrowe, R. D. 1972. Prey-catching behavior in the Sparrow Hawk. *J. Wildl. Mgmt.* 36:297-308.
- Tinbergen, L. 1960. The natural control of insects in pine woods. 1. Factors influencing the intensity of predation by songbirds. *Arch. Neerl. Zool.* 13:265-343.

AN OCTAGONAL BAL-CHATRI TRAP FOR SMALL RAPTORS

by

Michael G. Erickson and

David M. Hoppe

Division of Science and Mathematics

University of Minnesota—Morris

Morris, Minnesota 56267

Several modifications of the bal-chatri trap for birds of prey have been used, most of which are described in the 1977 *North American Bird Banding Manual* (Vol. II: *Bird Banding Techniques*). Among these are the cylinder type (Berger and Mueller 1959, Mersereau 1975), the quonset or hemi-cylindrical type (Berger and Hamerstrom 1962, Berger and Mueller 1959, Mersereau 1975, Ward and Martin 1968), the box type (Clark 1967, Lohrer 1974, Mersereau 1975), and the cone and cube types (N. American Bird Banding Man. 1977). We have been using an octagon type of modified bal-chatri trap for several years, of a design quite different from any of the types listed above.

Our trap consists of an octagonal tunnel in which the bait-mice can run. We have found that mice tend to move more in this trap than in the quonset or box types, perhaps because there are no corners to huddle in. The tunnel also seems to produce more movement than the open spaces of the cylindrical trap. This increased movement of the mice makes the trap more effective in catching the birds' attention. We have had good success capturing American Kestrels (*Falco sparverius*) and Broad-winged Hawks (*Buteo platypterus*) with traps of this design.

The materials needed are (1) a 24-by-24 inch piece of hardware cloth ($\frac{1}{8}$ -inch mesh is best, but is hard to find; $\frac{1}{4}$ -inch mesh will work satisfactorily), (2) a 24-by-24-inch sheet of cardboard, (3) a can of spray paint (black or brown), (4) wire, and (5) 6- or 12-pound monofilament line, depending on the species to be trapped.

To construct a trap, draw the design, as shown in figure 1, on the sheet of cardboard. Cut out this cardboard pattern and trace it on the hardware cloth, using spray paint or a felt-tipped pen. Cut out the trap with tinsnips and make three 90° folds in each segment, along lines as shown in Figure 1 (B). Starting at the inside of each segment, the first fold is vertically upward, the next horizontally inward, and the third vertically downward to the flat base. This will form an octagonal tunnel. Wire the segments together and to the base, leaving one segment unwired to be used as a door. This segment can be temporarily secured with a twist-tie after the mice have been placed in the trap. Spray the entire trap with a dull finish paint and allow it to dry. Then place about three monofilament nooses on the top of each segment, and several along the sides. Nooses can also be placed in the central region of the octagon. Leave one segment with no nooses to serve as a place to hold the trap for Frisbee-style throwing. The completed trap is shown in figure 2, along with bait-mice and ensnared kestrel.

The base of the trap could be weighted if larger-than-anticipated hawks are likely to be baited—species such as the Red-tailed Hawk which could carry away a trap of this size. For our own method of cruising county roads and sailing the trap out a car window on sighting a kestrel, we have not found weighting to be necessary.

The octagonal bal-chatri might also be effective for shrikes (*Lanius* spp.) We have tried enlarging the pattern for trapping Red-tailed Hawk (*Buteo jamaicensis*), but have had more success with the quonset type of trap for these larger birds. We have not tried it on any of the other large hawks or any of the owls.

Acknowledgments

We are grateful to Ralph Meier, who originally conceived and designed the prototype of the octagonal bal-chatri.

Literature Cited

- Berger, D. B., and F. Hamerstrom. 1962. Protecting a trapping station from raptor predation. *J. Wildl. Mgmt.* 26:203–206.
- Berger, D. B. and H. C. Mueller. 1959. The bal-chatri: a trap for the birds of prey. *Bird-Banding* 30:18–26.
- Clark, W. S. 1967. Modification of the bal-chatri trap for shrikes. *EBBA News* 30:147–149.
- Lohrer, F. E. 1974. Some techniques used in a field study of loggerhead shrikes. *Bird-Banding* 45:361–362.

Mersereau, G. S. 1975. Modifying small raptor bal-chatri trap. *EBBA News* 38:88-89.
 North American Bird Banding Manual, Vol. II: Bird Banding Techniques. 1977. Populations and Surveys Division, Canadian Wildlife Service, Ottawa, Canada. 84 pp.
 Ward, F. P., and D. P. Martin. 1968. An improved cage trap for birds of prey. *Bird-Banding* 39:310-313.

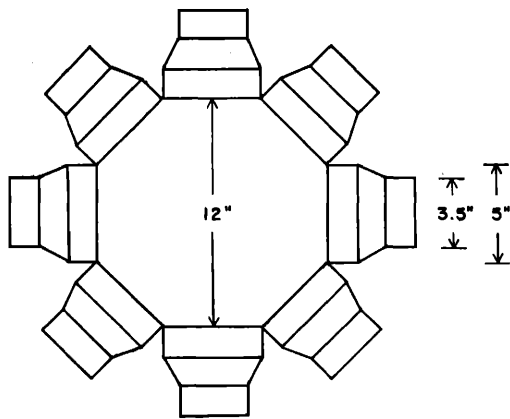


Fig. A

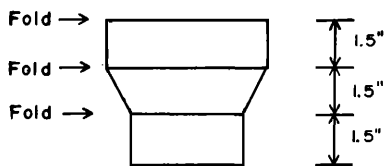


Fig. B

Figure 1.—Design for the octagonal bal-chatri trap:
 (A) the complete pattern; (B) an enlarged pattern for
 folding individual segments.

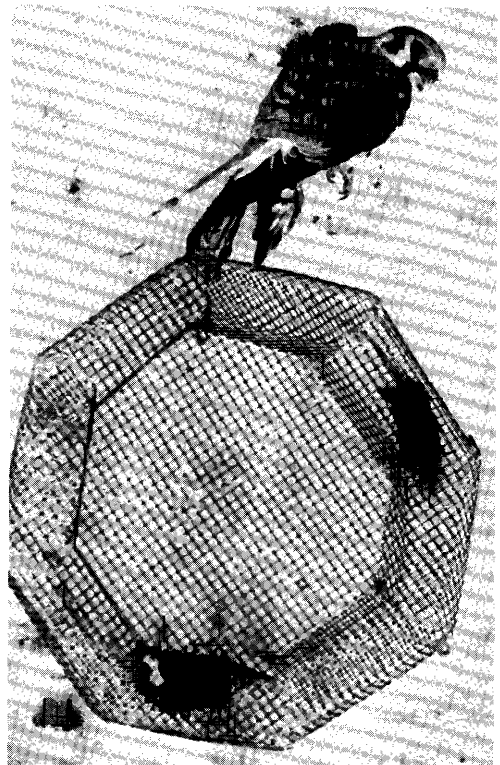


Figure 2.—The octagonal bal-chatri trap
 with bait-mice and ensnared kestrel.