

Alongside this box lies a tin box band-holder, one or more as required, for large adjustable bands. If going far from home, there is still just enough room for Ridgway's Color Standards to fit nicely on the top. The whole weighs about 5 pounds and measures 9" x 10" x 3½".

The band-holders themselves are easily made at home. The larger is roughly eight inches square. The band wires are hinged by a single turn over a stouter wire. The stouter wire is passed through the ends of two short pieces of lath, which make the sides of the holder, and each end of this wire is given a turn down to hold it in place. The other ends of the laths are screwed to a piece of hardwood with saw-cuts in it, to receive the free ends of the smaller wires that hold the bands. The tin box-holder for the largest size bands is a pepper tin. It will be noticed that a portion of the tin that has been cut out to admit the bands, is turned down at the bottom of the box, and the same is done in the lid, but turned up. Over these projections, and on either side of the box go elastic bands, to keep the lid on.

The Curtain Trap.—This I call my no. 1, as it was the first trap I made in an endeavor to ease the shock of the common drop trap.

As may be seen in figure 34, it is really a common drop trap held up in a set position, with sides filled in, one with wood, one with wire, and a drop curtain of light canvas which falls silently at the pull of a string. I found that covering one side with




Fig. 34. THE CURTAIN TRAP WITH CURTAIN DOWN, AND TWO OTHER VIEWS SHOWING CURTAIN RAISED. IN ONE THE COLLECTING BOX IS IN POSITION.

wood showed up the entrance to the collecting box, always in position, into which the birds entered at once, saving much fluttering. The wire screen used is what is generally placed around meat-safes to keep out flies. I use this wire on all traps and collecting boxes, excepting the funnel trap mentioned above, and hope to try it on that soon. The curtain is not rolled up but is folded up, when setting the trap, and is held in this position by the stick. A roll curtain is not quick enough. The dimensions of the trap overall are 4' x 2' and 16" high in front, the curtain being 19" wide overall, but 2" are around the lath which slides, and 4" are tacked to the top, making the actual opening covered by the curtain when down about 3'8" x 14".

The Box Trap.—This trap was suggested by the trap of my younger days; three bricks and a roof slate. The photo, figure 35, shows my Jay size, made from a coal oil box sawn in half lengthwise, giving me two traps. I have made them down to Junco size, some six inches square, when a shingle serves as a lid. These latter have the front of wire, but have one bad fault; if long-tailed birds try too small a trap they are likely to lose their tails. On account of this I am giving up the small ones and intend to stick to the Jay size only. These will work just as well with the smaller birds, only on account of the necessary extra depth are not so popular.

The great advantage of this trap is, that if away from home and a trap is wanted, a box may be obtained from the nearest grocer, and a pocket knife will put the trap in working order. Almost any sort of box will do.

To remove the bird, lay the trap on its side, place the collecting box opposite the lid, and draw the latter out after pivoting it carefully till it lies against the collecting box. If the opening of the trap is found to be greater than that of the collecting box, cover this space with the canvas cover or a hat.




Fig. 35. THE BOX TRAP. IT IS IMPORTANT THAT THE LID BE LONG ENOUGH TO FALL ONTO THE END OF THE BOX, NOT INTO THE BOX, WHEN THE TRIGGER FALLS.

Collecting Boxes.—Finding that the all-wire collecting cages were too hard on birds, I made those shown in figure 36. They have done their work nobly for nearly




Fig. 36. COLLECTING BOXES.

two years, in all weathers, so look somewhat dilapidated. The top and one end are of meat-safe wire screen. The larger is about 12" x 12" x 7". The smaller is about 10" x 6" x 5".

G. D. SPROT, *Mill Bay, Cobble, Vancouver Island, B. C., March 19, 1925.*

Return of Banded Birds Removed to a Distance.—My banding station at Third and Yale streets, Claremont, California, 1200 feet altitude, is about eleven miles by air line from Camp Baldy, 4700 feet altitude, in the San Gabriel Mountains. Drainage from Camp Baldy is toward Claremont, through six miles of canyon with a "hog's back" blocking the canyon about midway, except for a narrow gorge. Claremont is about two miles out from the nearest foothills, on a gentle slope.

At 6:00 A. M. on March 10, 1925, twelve Gambel Sparrows which had been captured and banded at Claremont were released at Camp Baldy. Down to date, four from these twelve have been recaptured at Claremont as follows: