

1884. List, W.: The natural history of Leonhard Baldner, Fisherman of Strassburg. *In the Strassburger Post*, No. 132, May 4, 1884. (German.)
1885. Seelig: L. Baldner's Bird- Fish- and Animal-Book, 1666. *In the Bayerische Fischerei-Zeitung*, (Bavarian Fisheries Report?), Vol. X, No. 15, pp. 180-184.
1887. Reiber, F.: L'histoire naturelle des eaux Strasbourgeoises de Léonard Baldner (1666). *In Bulletin Soc. Hist. Nat.*, Colmar, 1886-88, p. 1-114.
1901. Lauterborn, R.: The Bird- Fish- and Animal-Book of the Strassburg Fisherman Leonhard Baldner. *In Announcements of the Fisheries Association for the Province of Brandenburg (Mitteilungen des Fischerei-Vereins für die Provinz Brandenburg)*. 1901, No. 2. (Reprinted also in *Naturwissenschaftliche Wochenschrift (The Natural Science Weekly)*, Vol. XVI, 1901, pp. 432-437.
1903. Lauterborn, R.: The Bird- Fish- and Animal-Book of the Strassburg Fisherman Leonhard Baldner (1666). Edited by Robert Lauterborn, with an Introduction and commentaries. Ludwigshafen. (German.)
1907. Gadow, Hans. London Field, October 26, p. 765.
1921. Gourney, J. H. Early annals of ornithology. H. F. and G. Witherby. London. pp. 197-200.




Wenham, Mass.

A FEW REMARKS ABOUT CYCLARHIS GUJANENSIS CEARENSIS.

BY ELSIE M. B. NAUMBURG.

THE American Greenlets, Vireonidae, in spite of their olive color and small size, are apparently nearly allied to the Shrikes. They are especially interesting from a taxonomic point of view for of two species of Greenlets closely allied generically, we have one with a distinct spurious primary, while it has become quite invisible in the other. In *Lanivireo* and *Vireosylva* the 10th primary is always small and frequently missing. The Greenlets reach their highest development in the genus *Cyclarhis* embracing at least a dozen species and subspecies from Central to South America, remarkable for their stout build and large bill.

The bill is shorter than the head; stout, compressed, distinctly



H. Ziska

1. *FALCUNCULUS FRONTATUS FLAVIGULUS.* GOULD.
2. *CYCLARHIS GUJANENSIS CEARENSIS* BAIRD, "NESTING."
3. *C. G. CEARENSIS* BAIRD, "SEXUAL ORGANS SMALL."

notched and hooked at the tip. This family was formerly united with the Laniidae chiefly on account of resemblance in shape of bill of certain species to that of the Shrikes. The likeness, however, is not perfect, and there are other more important characters especially in the structure of the feet by which the two groups may be discriminated.

The bill of *Cyclarhis* in its compression, great depth, and other characters is very similar to that of *Falcunculus* (of the Pachycephalidae of the Australian region) which it also resembles so much in other characters as usually to induce authors to bring the two together either as adjacent genera or as belonging to closely allied sub-families.

Prof. N. K. Parker from an examination of the skull of *Cyclarhis* pronounces it the largest prototype of the Chinese *Suthora*, and, as he found that the latter has a skull which comes nearer to that of the Tits, he arrived at a conclusion which he expressed by calling *Cyclarhis* "this large archaic tit." A study of the series of *Cyclarhis gujanensis cearensis* in the collections of the American Museum of Natural History, showed a color character of the bill quite separate from structure, which I thought would be interesting to bring to the notice of other ornithologists, though I know that several have discussed this problem before me.

In the Roosevelt collection we have only one specimen of typical *Cyclarhis gujanensis*, a male taken at the River Juruena, 13° 13'–7° 25' S., 59° 35'–57° 50' W., at the place where the Roosevelt Expedition crossed. The Juruena is a deep-rushing stream 300 feet wide at the bottom of a rather deep valley; the sides are clothed with heavy forest; the hills beyond the valley have scrub timber and brush. This specimen agrees with a Cayenne bird, while three specimens from the lower Amazon (Forte Ambé, on the Rio Xingu; Faró, on the Rio Jamundá, and one from Utinga, Pará) being in fresher plumage, are slightly more buffy underneath.

There are six specimens of *Cyclarhis gujanensis cearensis* in the Roosevelt collection. Four of these specimens from Urucum (Nos. 127186, 128084, 127187, 128087) are adults with a very distinct plumbeous spot on the basal half of the lower mandible. The two others from Urucum, Nos. 128085, 128086, one of which

still retains on the sides of the occiput some fluffy feathers of the juvenal plumage, wholly lack this spot, the lower mandible being dark horn color, very slightly paler towards the tip. In a series of eleven specimens from Bahia secured by Rollo H. Beck, there are eight with a distinct plumbeous spot. The sexual organs of all were marked by the collector as distinct, swelling, or large, and two bear even the note "nesting." On the labels of three others without any trace of a plumbeous spot, the sexual organs are described by Beck as small. A series from West Minas Gerais (Agua Suja, near Bagagem) which I had the privilege of examining while working in the Munich Museum, is even more instructive. In addition to eight, with a more or less distinct plumbeous spot at the base of the lower mandible, there are three which in the absence of this mark (Nos. 111422, 111423, 111418; Munich Museum) agree with the specimens from Urucum and Bahia referred to above. A male, No. 111415, in the Munich Museum, shows on the same portion of the lower mandible occupied in the majority by the plumbeous spot, a number of minute plumbeous dots.

Hans von Berlepsch¹ believed *Cyclarhis wiedi* Pelzeln to be as perfectly valid a species as many others. He says it combines the long rufous superciliary stripe of *Cyclarhis gujanensis cearensis* with the uniform rufous under mandible (without any trace of a plumbeous spot) as in *Cyclarhis ochrocephala*. Berlepsch says the species *Cyclarhis ochrocephala* agrees with *Cyclarhis gujanensis cearensis* in coloration, but there is not the slightest trace of a plumbeous spot at the base of the lower mandible. He says he has not examined the specimens from Cuyabá and the Rio Paraná, but he has little doubt that these specimens also belong to *Cyclarhis wiedi*, having the uniform rufous mandible. Prof. Baird² describes a female from Paraná under the name of *Cyclarhis viridis* which he says belongs to *Cyclarhis wiedi*. He describes the bird as having a dark under mandible but without a distinct spot as in *Cyclarhis gujanensis*.

Dr. Hellmayr³ for some time regarded the specimen without a

¹ The Ibis, 1888, Vol. VI. p. 88.

² Rev. Am. Birds, p. 392.

³ Nov. Zool., 1908, XV, p. 23.



plumbeous bill spot as specifically distinct and more nearly allied to *Cyclarhis ochrocephala*, but now I believe he fully agrees with my conclusions. From the preceding facts I conclude that the so-called *Cyclarhis wiedi* Pelzeln (type-locality, Goiaz, Brazil) is merely the immature stage of probably the bird of the year of the normal type, as has been intimated long ago by Dr. Allen.¹

There seems little chance of the name *wiedi* coming into use as the birds inhabiting the Central Brazilian Plateau (West Minas, Geraës and Goiaz) agree in color and general character with *C. gujanensis cearensis*. However, I have not examined a sufficient number of specimens from those localities to determine this fact absolutely. *Cyclarhis gujanensis cearensis* as now understood ranges from eastern Bolivia all over the Brazilian Plateau, south to northern Sao Paulo (Rio Paraná and Barretos), east to Bahia, Pernambuco, and Ceará.

***Cyclarhis gujanensis gujanensis* (Gmelin).**

Tanagra gujanensis Gmelin, 1788, Syst. Nat. I, ii, p. 893 (ex Buffon: "Verderoux," "Guayane," sc. Cayenne).

Specific and Subspecific Characters.—A stripe of maroon-red extending from the nostrils over the eyes and along the sides of the occiput; crown, nape, ear-coverts, cheeks and chin leaden gray; upperparts olive-green; throat and sides of breast greenish-yellow; middle of breast and abdomen white with grayish cast; sides and flanks olive-gray; under wing-coverts and inner margins of remiges sulphur-yellow; lower mandible blackish at base, rest brownish horn-color.

Specimens Examined.—Brazil: Foret 'Ambé,' Rio Xingu, 1 ♂; Matto Grosso: Juruena, Juruena River, 1 ♂; Utinga, near Pará, 1 ♀; Faró, Rio Jamundá, 1 ♀.

Prof. Baird² says that *C. gujanensis* has the legs dusky. In only one skin from Utinga, near Pará, did I find them dusky; in the others they are pale flesh-color.

***Cyclarhis gujanensis cearensis* (Baird).**

Cyclorhis cearensis Baird, 1866, Rev. Amer. Birds, I, p. 391 (Ceará). *C. albiventris*, Selater and Salvin, 1873, Nomencl. Av. Neotrop. p. 156 (Bahia).

¹ Bull. Amer. Mus. Nat. Hist., 1889, II, pp. 123-135.

² Rev. Am. Birds, I, p. 387.

Measurements of Males.¹ *Cyclarhis g. gujanensis.*

	Wing	Tail	Exposed Culmen
River Juruena, Matto Grosso, Brazil,.....	73	59	17
Forte Ambé, River Xingu,	70	55.5	16.5
Cayenne, French Guiana.....	70	55.5	16.5

Measurements of Females.

Utinga, near Pará, Brazil,.....	69.5	56	16.5
Faró, River Jamundá, Brazil.....	68	53.5	16.5

¹ All measurements are given in millimeters and made with dividers, the wing retaining the curvature of its primaries as well as the bent position of the manus taken in drying.

Measurements of Males (Extremes and Averages) *C. g. cearensis.*

	Wing	Tail	Exposed Culmen	Collection
Chapada, Matto Grosso, Brazil,.....	71.5-77 (73.9)	57-66 (61.1)	14-16.5 (15.2)	A. M. N. H.
Tapirapoan, " " " " " "	70	57	14	"
Urucum, " " " " " "	73-75 (74)	60.5-64 (62.2)	15-15.5 (15.2)	"
Bahia, " " " " " "	67.5-71 (69.7)	51.5-58 (56)	15-16.5 (15.7)	"
Brazil: West Minas Geraés, Agua Suja, near Bagagem,.....	71.5-76.5 (73.7)	61.5-66.5 (63.1)	15.5-16.5 (15.8)	Munich Museum
Brazil: Ceará, Serra Baturite,.....				
" " Juá, near Iguatú,.....				
" " Quixadá,.....				
8	71-74.5 (72.9)	55-63 (60.5)	15-18 (16.5)	Field Mus. Nat. History.

Measurements of Females (Extremes and Averages)

	Wing	Tail	Exposed Culmen	Collection
Chapada, Matto Grosso, Brazil,.....	67.5-75.5 (72.2)	53.5-67 (59.4)	14.5-17 (15.7)	A. M. N. H.
Tapirapoan, " " " " " "	71.5	58	16.5	"
Urucum, " " " " " "	72-74 (73)	60.5-65.5 (63)	14.5-17 (15.7)	"
Bahia, " " " " " "	69-73 (71)	53-60.5 (57.2)	15-16.5 (16)	"
Brazil: West Minas Geraés, Agua Suja, near Bagagem,.....	71-73.5 (72.1)	59-64 (60.8)	16-16.5 (16.1)	Munich Museum
Brazil: Ceará, Juá, near Iguatú,.....				
" " Quixadá,.....				
3	71.5-77 (74.5)	59.5-65 (62.5)	16-18 (17)	

Thamnophilus guianensis (nec Gmelin) Wied, 1831, Beitr. Naturg. Bras. 3, ii, p. 1016 (Campo Geral).

Laniagra guayanensis Lafresnaye et d'Orbigny, 1837, Syn. Av. I, in Mag. Zool. cl. ii, p. 9 (part; Bolivia).

Cyclorhis wiedii (nec Pelzeln) Pelzeln, 1868, Zur Orn. Bras. II, pp. 74, 137 (part; Bahia, Goiaz, Rio Paraná).

Cyclorhis viridis (nec Vieillot) Allen, 1889, Bull. Amer. Mus. Nat. Hist., II, pp. 123-127 (part; "adult bird in breeding season." Chapada, Matto Grosso); Salvadori, 1900, Bull. Mus. Torino, XV, No. 378, p. 3 (Corumba).

Specific and Subspecific Characters.—Entire crown, occiput and nape gray washed with ochraceous brown; frontal band and sides of crown rusty red forming a well-marked superciliary streak; cheeks and ear-coverts and a band across the hind-neck pale gray; entire upperparts yellowish-green; upper throat, breast, abdomen and under tail-coverts white washed with fulvous; chest and under wing-coverts bright yellow; sides of body yellowish-green.

Specimens Examined.—Brazil: Matto Grosso, Chapada, 20♂, 10 ♀; Tapirapoan, 1 ♂, 1 ♀; Urucum, 2 ♂, 2 ♀; Bahia, 7 ♂, 5 ♀.

*American Museum Natural History,
New York, N. Y.*

THE BREEDING AND WINTERING OF THE PALLID HORNED LARK IN WASHINGTON STATE.

BY WALTER P. TAYLOR.

ACCORDING to Ridgway¹ and the American Ornithologists' Union Check-List² the range of the Pallid Horned Lark (*Otocoris alpestris arcticola* Oberholser) is northwestern North America; the subspecies is said to breed in Alaska (except the Pacific Coast strip) and the upper Yukon Valley, and to winter south to Oregon, Utah, and Montana. Later information requires a restatement of the breeding range. On at least two occasions C. de B. Green is reported to have found the subspecies breeding in British Columbia. More than fifteen years ago he collected a set of eggs with the female bird on the high mountains above timberline between

¹ Bull. 50, U. S. Nat. Mus., pt. 4, 1907, p. 307.

² Ed. 3, rev., 1910, p. 219.