



*Snowy Owls were few and far between this winter, but Art Osborn managed this shot of a bird that lingered in Toledo, Lucas County, in early December.*

from winter to winter. Noteworthy concentrations included 110 in **Ashtabula** on 08 Feb (Craig Holt), and 94 on the Lake Erie Islands CBC on 17 Dec.

**Sabine's Gull:** The 1<sup>st</sup> winter bird that was discovered by Mike Busam on 22 Nov at the pier in Huron, **Erie**, and was subsequently seen by dozens of birders, was last observed on 01 Dec.

**Black-legged Kittiwake:** One was found at Lorain Harbor on 08 Dec (Paul Gardner *et al.*). Especially noteworthy was a kittiwake found in flooded fields at the confluence of the Ohio and **Scioto** rivers in Scioto on 19 Dec (Brainard Palmer-Ball). There are few records away from Lake Erie. Nearly unheard of in Ohio are adult kittiwakes – most records are of juveniles – thus Tom Kemp's discovery of one on the Maumee River in **Wood** on

02 Feb was quite noteworthy. This is about the fifth record of an adult in Ohio.

**Rock Pigeon:** Not often reported, but certainly appears to be doing just fine.

**Eurasian**

**Collared-Dove:**

One was discovered on a **Tuscarawas** farm on 10 Dec and seen regularly through 21 Dec (Jeffrey Miller, Robert Schlabach). John Habig and Rick Asamoto

reported four from the village of West Manchester in **Preble** on 12 Jan, although one was described as being “nearly all white”; this individual was likely an African Collared-Dove, *Streptopelia roseogrisea* (occasionally referred to as Ringed Turtle-Dove [*Streptopelia risoria*]). A bird presumed to be one of these was later seen by Regina Schieltz and others on 03 Feb.

**White-winged Dove:** Ohio's first record was only in 2000, and it seems as if this species already has become a regular vagrant (there were at least three records from Fall 2007 alone). One was seen and carefully documented in **Holmes** on 14 Dec (from *The Bobolink*).

**Mourning Dove:** Fall and early winter population estimates put the Ohio dove population around four



A Cape May Warbler was widely seen visiting a Holmes County feeder throughout the first half of the winter, and Bruce Glick got this shot on 05 Dec.



Pine Warblers are second only to Yellow-rumped Warblers in winter hardiness, and small numbers overwinter every year. Dan and Cathy Hermes had this winter gracing their feeders for much of the winter, and Linda Stoller took this photograph on 02 Jan.



It was a great winter for Palm Warbler records, with at least ten turning up. This one was taken at a Holmes County residence on 26 Jan by Bruce Stambough.

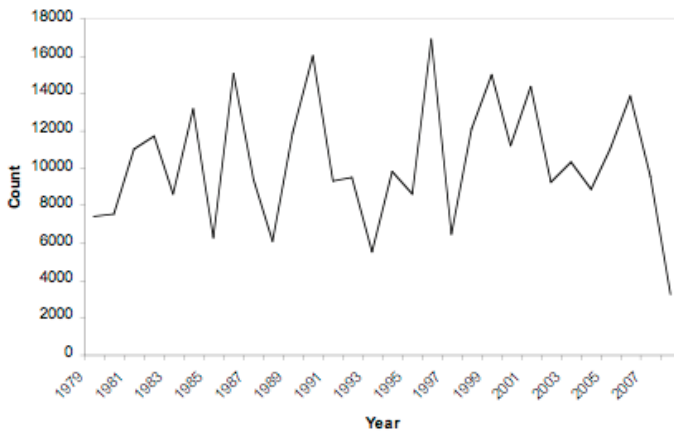


This tough Ovenbird shunned the tropical jungles of Central America to remain in snowy Geauga County through much of December and January. Photo by Sally Isacco.

least seven others were reported from various locales, most of them at feeders. It is plausible that many more were present in mature stands of native Pitch, Virginia, and White Pine stands in southern and eastern Ohio, where they are much less likely to be detected.

**Palm Warbler:** Ten turned up this winter, likely a record number. Two were on the Cincinnati CBC

on 30 Dec, one in **Hamilton** on 25 Jan (Bill Hull), and seven in **Holmes**. The subspecific identification of most birds went unreported. Subspecies *hypochrysea* is the “Eastern” Palm Warbler and is generally washed with bright yellow throughout the underparts. It is quite rare in Ohio and any records should be documented. Out of season Palm Warblers should be studied carefully to determine the subspecies.



**Figure 12.** American Tree Sparrow data generated from the past 30 years of Christmas Bird Count data. Although this species exhibits marked but regular fluctuations, the mean average has stayed fairly constant until this winter, when the total was by far the lowest in decades. American Tree Sparrows do best in old-field habitats dominated by plants in the Sunflower (*Asteraceae*) family, such as goldenrods. As demand for corn-based ethanol has skyrocketed, many former fallow fields have been put back into production, and it is possible that species that require successional field habitats will show declines. American Tree Sparrow numbers will bear watching in coming winters.

**Ovenbird:** Perhaps surprisingly, there have been over a dozen winter records of this species. Nonetheless a winter Ovenbird is always an amazing find, and Sally Isacco turned one up on her property in **Geauga** on 10 Dec, and it remained until at least 20 Jan.

**Common Yellowthroat:** At least a few turn up nearly every winter on CBCs, but not this year. Only two were reported; one was at Sheldon Marsh State Nature Preserve, **Erie**, on 12 Jan (Ryan Steiner, m. obs.), and Kani Fenstermaker found one on 06 Jan in **Stark**.

**Eastern Towhee:** The 867 reported statewide on CBCs was a new record, eclipsing the previous

high of 803 reported in winter 2005-06. Millersburg is hereby crowned the Towhee Capital of Ohio, due to the remarkable 171 that birders found on the Millersburg CBC on 05 Jan.

**American Tree Sparrow:** Only 3,217 individuals were reported on statewide CBCs, by far the lowest tally in the last 30 years (Figure 12).

**Chipping Sparrow:** We are always a bit skeptical of Chipping Sparrow records from Christmas Bird Counts, few of which have any sort of documentation, but for what it is worth, a total of 29 was reported statewide. Reliable records included one that overwintered at Side Cut Metropark in **Lucas** (m. obs.), two

on 27 Jan in *Tuscarawas* (Ben Morrison), an impressive four at a *Holmes* feeder from 20 through 26 Feb (Ed Schlabach), and another in Holmes on 16 Feb (Levi Yoder).

**Clay-colored Sparrow:** One visited an Ottawa feeder from 04 through 06 Jan (Julie Shieldcastle, Ethan Kistler), a remarkable and unprecedented winter record.

Almost as good was one lingering to 08 Dec in *Holmes* (reported in *The Bobolink*) that was well seen and described.

**Field Sparrow:** The 667 reported statewide on CBCs was a healthy total and well above the annual average of 384 over the last 20 years.

**Vesper Sparrow:** Surprisingly few are reported in winter, and this year was no exception. None were reported from CBCs, and the only record that was received was of a bird in *Holmes* on 10 Jan (Ben Morrison).

**Savannah Sparrow:** A staggering 60 were reported on statewide CBCs, nearly a record. Amazingly, this total was surpassed in winter 2004-05, when 62 were reported on CBCs. Although one can and should be skeptical of CBC data involving species that can be easily misidentified, it does seem that more of these secretive sparrows are turning up. This may be in part due to greater awareness of their habitat utilization and how to find them. For instance, five were located in *Holmes* from 18 through 27 Jan (Ed Schlabach), and 18 were discovered on the Ragersville CBC on 26 Dec.

**Grasshopper Sparrow:** Always a wintertime rarity; there are relatively few unassailable winter records.

Only seven have ever been reported on Ohio CBCs, and no reports were received this winter. The only reports were of one in *Holmes* from 26 Jan through 09 Feb (Jeffrey Miller, Ed Schlabach) and another in *Holmes* on 27 Jan (James Yoder).

**Fox Sparrow:** A robust winter for this species, with 73 reported from CBCs, the second highest total ever. At least a dozen others were reported statewide.

**Song Sparrow:** In keeping with overall sparrow trends from this winter, good numbers were reported. A total of 8,955 was tallied statewide on CBCs. This is the third highest count ever.

**Swamp Sparrow:** Another count for the record books; a new high of 649 was totaled on statewide CBCs.

**White-throated Sparrow:** A grand total of 6,631 reported from CBCs was the 3<sup>rd</sup> highest total ever. A noteworthy tally was 56 in *Clark* on 14 Dec (Doug Overacker).

**Harris's Sparrow:** A first winter male turned up in Coshocton in late January and remained through the end of this reporting period (Adam Yoder, James Yoder, m. obs.).

**White-crowned Sparrow:** The statewide CBC total of 5,027 was incredible, blowing the previous high tally of 3,545 in winter 2003-04 out of the water. Why the big spike? It seems in part due to the efforts of birders on the Millersburg and Ragersville CBCs (held 15 and 26

Dec, respectively). These two counts tallied an incredible 2,332 sparrows collectively.

**Dark-eyed Junco:** Statewide CBCs tallied 22,071, the highest total ever. Records of “Oregon” juncos (or any of the other subspecies) are always noteworthy and should be documented. This winter, two were reported from Kellys Island, **Erie**, on 19 Dec (Tom Bartlett), one was reported from **Holmes** on 06 Jan and had been present at a feeder for some time prior (Bruce Glick), one was photographed in **Richland** on 14 Feb (Tom & Rosalie Manion), and six were reported on various CBCs.

**Lapland Longspur:** All evidence suggests that above average numbers were present. CBCs collectively reported 2,301, the second highest number ever, eclipsed only by the 3,275 reported in winter 2000-01. Other noteworthy reports included at least 300 in **Greene** on 16 Dec (Rick Asamoto) and 200 in **Darke** on 02 Jan (Cindy Ploch).

**Snow Bunting:** Like the Lapland Longspur, with which this species often associates, excellent numbers were present. CBCs collectively reported 3,717, which was the third highest total ever. Thousands of additional birds were reported, with significant concentrations including at least 300 in **Greene** on 16 Dec (Rick Asamoto), 250-300 in **Ottawa** on 16 Dec (Lois & Vic Harder), at least 200 in **Wyandot** on 21 Dec (Rick Counts), and 200 in **Darke** on 02 Jan (Cindy Ploch). There was a pronounced flight in early to

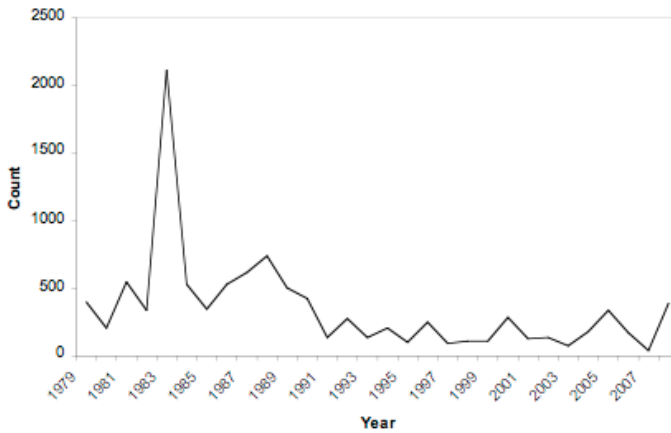


*The Oregon subspecies of Dark-eyed Junco is rare in Ohio and always noteworthy. Birders should make note of them and document occurrences, as with any identifiable and rare subspecies. This one briefly visited Tom and Rosalie Manion's Richland County home on 24 Feb, and Tom Manion got this shot.*

mid February, with the following monster flocks noted: at least 2,000 in **Wood** on 06 Feb (Bill Rinehart), 6,000 in **Lucas/Ottawa** on 10 Feb (John Pogacnik), 500 in **Cuyahoga** on 10 Feb (Phil Chaon), at least 300 on South Bass Island in **Ottawa** on 11 Feb (Lisa Brohl), at least 350 in **Wyandot** on 18 Feb (Charlie Bombaci), at least 1,000 in **Morrow** on 27 Feb (Andy Troyer), and at least 800 in **Wayne** on 29 Feb (Albert Troyer).

**Northern Cardinal:** This was the ninth most common species reported on CBCs, with 21,682 reported. This total also eclipsed the previous high, set last winter, by 2,164 individuals.

**Dickcissel:** Always an outstanding winter find, one was located on the



**Figure 13.** Thirty-year history of Purple Finch on Ohio Christmas Bird Counts. This species often fluctuates noticeably from winter to winter, and on a long-term scale numbers are significantly less than totals from the 1980s. There was an unprecedented spike in the winter of 1982-83, when 2,105 were recorded.

Wooster CBC on 22 Dec (Roger Troutman).

**Red-winged Blackbird:** Variable from winter to winter, due in part to the severity of the weather the 7,985 reported statewide on CBCs was about average for the last two decades and a far cry from last winter's 45,764.

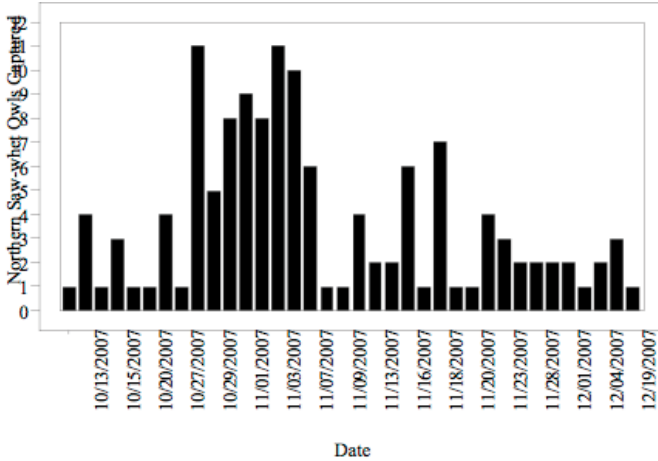
**Eastern Meadowlark:** Small numbers always tough it out, especially in large reclaimed strip mine grasslands in southeastern Ohio. This year, 209 were reported on CBCs, just below the average of 240 reported annually over the last two decades.

**Yellow-headed Blackbird:** Winter records are quite scarce, thus a total of four this winter was noteworthy and may be a record winter tally. A

female was found in **Morrow** on 16 Dec (Sean Williams, Jed Burt, Ramon Carreno), a male briefly visited a **Sandusky** feeder and was photographed (reported to <http://www.rarebird.org>; observer's name not provided), another turned up on the Toledo CBC in **Lucas** on 28 Dec, and another visited a **Clermont** feeder on 20 Feb (Kathy Sabo).

**Rusty Blackbird:** Large numbers are seldom recorded in winter, and the 1,018 on statewide CBCs was well above the annual average of 497 reported over the last 20 years. This species has been making the news of late, as populations appear to be plummeting. However, winter tallies from Ohio over the last decade have remained stable.

**Brewer's Blackbird:** About



**Figure 5.** Northern Saw-whet Owls captured per night at Buzzard's Roost Banding station in Ross County in 2007. The fall 2007 banding season was a record one, with 132 saw-whets captured (effort varied by night). Data and chart courtesy of Kelly Williams-Sieg, Bill Bosstic, and Bob Placier.

million, making it one of our most common birds.

**Barn Owl:** Seldom reported in winter, but 12 were tallied on five different CBCs. This follows a productive summer 2007, when 68 nests were found – the second highest number in 20 years (not previously reported in *The Ohio Cardinal*).

**Eastern Screech-Owl:** Easily the most common Ohio owl, 298 were tallied statewide on CBCs.

**Great Horned Owl:** CBCs reported a grand total of 171; this is the second most common Ohio owl and appears to be doing fine. Nesting was in progress by 12 Jan in *Delaware*, as noted by Rob Lowry.

**Snowy Owl:** One of these magnificent owls was discovered in a Toledo neighborhood on 22 Nov (not previously reported in *The Ohio*

*Cardinal*), and even made the local news (Channel 36). It remained until at least 08 Dec and was widely seen. A dismal winter for this species, the only other report was of one on the Cuyahoga Falls CBC on 16 Dec.

**Barred Owl:** A total of 103 was reported from CBCs, the second highest tally ever. This species seems to be on the increase, and like the Red-shouldered Hawk, it is turning up in suburban situations with greater frequency. This may be due to an innate adaptability within the species, and the maturation of trees in many older neighborhoods, which is improving its habitat.

**Long-eared Owl:** We certainly have a less-than-perfect picture of the winter status of this species, which is furtive in the extreme. Twenty-five were reported statewide on CBCs – amazingly, the highest total ever. Other reports included

three in late December in **Wood** (Laura Stiefel), two in **Tuscarawas** on 26 Jan (Jeffrey Miller), four in **Holmes** on 26 Jan (Ed Schlabach), two in **Lucas** on 31 Jan (Elliot Tramer), two in Darke on 03 Feb (Darke County Birders), a maximum of seven at the Caley Reservation roost in **Lorain** on 08 Feb (Craig Caldwell), and one in **Delaware** on 17 Feb (Jack Stenger, Sean Williams). Traditional roosts at Killdeer Plains in **Wyandot** apparently had a high of 11 birds on 31 Dec (Bill Shively). At least a few were seen at the Wilds in **Muskingum** during the Ohio Ornithological Society field trip on 19 Jan (Jim McCormac, m. obs.) but evidence from pellets suggested far more have been present. Strip mine reclamation grasslands should offer excellent wintering habitat, especially in years of peak meadow vole abundance, and Austrian pine groves – often planted as part of reclamation – provide good roosting sites. This type of habitat has been poorly covered for Long-eared Owls.

**Short-eared Owl:** Forty-five were reported on statewide CBCs; a good total for the past several years and in synch with the average of 46 over the preceding 20 years. A concentration of twelve in **Ross** on 30 Dec was noteworthy (Dave Hess), and at least twelve were seen at Killdeer Plains in **Wyandot** on 17 Feb (Warren Uxley).

**Northern Saw-whet Owl:** Typical was a smattering of individual birds found in a handful of sites. Ground-breaking banding studies near Chillicothe in Ross, led by Kelly Williams-Sieg, Bill Bosstic, and

Bob Placier, ended the season on 19 Dec with a record 132 owls banded (Figure 5).

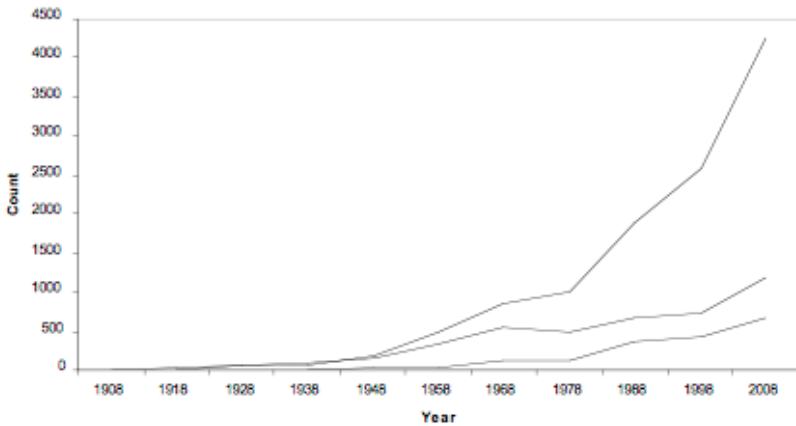
**Ruby-throated Hummingbird:**

The late date for this Neotropical species was smashed when one lingered until 05 Dec in Lucas (*vide* Sherrie Duris; photographed).

**Rufous Hummingbird:** Three reports of this western hummer, of which the first Ohio record dates from only 1985. A widely seen immature male in **Allen** remained until 11 Jan; big thanks to Linda Houshower, the homeowner and feeder tender, for her gracious tolerance of many visitors. Another, this one an adult female, was banded at a residence in Mansfield on 19 Dec by Allen Chartier. The exact dates of this one's stay are unknown. An adult female in **Hamilton** remained until 20 Dec (Tim Tolford, Jeff Hays). Rufous Hummingbird was recently removed from the OBRC Review List.

**Belted Kingfisher:** According to CBC data, the winter numbers of this fish-dependent species have been steadily rising. This winter, 366 were reported from CBCs statewide, which is down a bit from the past few years. Because kingfishers require open water, their winter numbers should reflect gradually warming temperatures. A look back at annual averages from CBC data from the past 40 years, in decade blocks, is interesting: 2008-1999 = 343; 1998-1989 = 283; 1988-1979 = 295; 1978-1969 = 208. Keep in mind variables of observer numbers and hours in the field, always issues





**Figure 6.** Increase of three forest-dependent woodpeckers in Ohio over the past century: Red-bellied Woodpecker (top), Hairy Woodpecker (middle), and Pileated Woodpecker (bottom). Chart is derived from statewide Christmas Bird Count data obtained at decade intervals, beginning with winter 1907-08. Dramatic increases in these species can be attributed in part to the expansion and maturation of forest lands. In the early 1900s, Ohio forest cover was about 10%; today woodlands cover about one-third of the state, and in general forests are older and more suitable for these species. This data is most telling from about 1970 on, by which time the numbers of CBCs and observers had grown tremendously.

with CBC data, but kingfishers are easily found, conspicuous, and readily identified, and their habitat tends to be well surveyed.

**Red-headed Woodpecker:** The largest number ever reported on Ohio's CBCs was in the winter of 1964-65, when 571 were tallied statewide. There has been a steady decline since, and only 270 were found this year. However, this species can quickly respond to localized habitat changes and suddenly boom. On 12 Jan, Bob Royse visited Shawnee State Forest in **Scioto**, where he noted about 25. Prior to 2003, Red-headed Woodpeckers were essentially nonexistent in this massive mature forest. A severe ice

storm in the winter of 2003 killed or badly damaged large swaths of the forest, opening it up and creating far better habitat for this species, and now Shawnee has become one of their strongholds.

**Red-bellied Woodpecker:** This species has been on a steady upwards trajectory in Ohio since bird records were first kept. This winter's total of 4,236 on statewide CBCs sets an all-time record for numbers seen. Figure 6 charts their growth in abundance over the history of Ohio CBCs.

**Yellow-bellied Sapsucker:** These amazing sap-tappers will winter as far north as Canada; others appear as far south as Costa Rica. Ohio winter numbers fluctuate wildly from year to year. This winter's total



**Figure 7.** Northern Shrikes invaded in good numbers in winter 2007-08 and ventured farther south in the state than usual. They are most common in the tier of counties bordering Lake Erie and are normally much more rare to the south. Map courtesy of Ethan Kistler.

of 145 from CBCs is second only to the 164 tallied in winter 2005-06. Normal winter totals are well under 100 birds. If average winter temperatures continue to rise, so should the number of wintering sapsuckers.

**Downy Woodpecker:** All evidence indicates that Ohio's most numerous woodpecker species is in no danger of losing its number one spot. The 5,829 recorded on statewide CBCs was only 18 birds shy of last winter's record-breaking total of 5,847.

**Hairy Woodpecker:** The increase in this species has been fairly meteoric (Figure 6), and this year's total of 1,192 from CBCs easily eclipsed the past record of 1,096 from last winter. In winter 2002-03, CBCs tallied 706; in winter 1992-93, 687 were found. Fifteen years prior to that, 1977-78, 504 were found. Part of the explanation is probably due to the overall maturation of Ohio's forests, which have provided conditions preferred by this forest species.

**Northern Flicker:** Although

noted as scarce in NE Ohio, with only a few found (Craig Holt), this species apparently was present in big numbers overall. The CBC total of 1,487 just beat the previous record of 1,484 from the winter of 1995-96. The average statewide CBC total from the 10 years prior to this winter was 1,046.

**Pileated Woodpecker:** An obligate of mature woodlands along with the Hairy Woodpecker, and it shows a similar pattern of increasing (Figure 6). A grand total of 684 were found on statewide CBCs, eclipsing the prior record of 621 found last year. In winter 2002-03, CBCs tallied 402; in winter 1992-93, 396 were found. Fifteen years prior to that, 1977-78, 135 were found. As with the Hairy Woodpecker, part of the explanation is probably due to the overall maturation of Ohio's forests, which have provided more of the conditions preferred by this forest species.

**Least Flycatcher:** An *Empidonax* flycatcher that was well seen, and described as this species, was found at Killbuck Marsh WA in *Wayne* on 20 Dec, and remained at least until 25 Dec. It was seen by a number of observers (Samuel Weaver, Allen Troyer, Willis Brubaker, m. obs.). Unfortunately, no good photographs were taken. Observers were careful to rule out other closely related species, some of which would probably be more likely as winter visitants. This would be the first record of Least Flycatcher in winter.

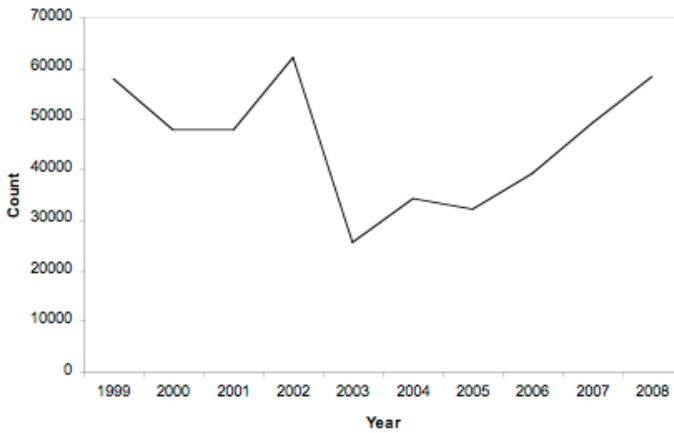
**Eastern Phoebe:** This half-hardy flycatcher is the only member of its

family to be expected in winter, and numbers vary widely from winter to winter based on the severity of the weather. This year, only 13 were found on statewide CBCs, about half the number found last year. Few others were reported, but one was in *Wayne* on 07 Jan (Ryan Steiner)

**Northern Shrike:** At least 23 birds were reported from 21 counties (Figure 7) – a good number and probably the highest total since the winter of 1995-96. Conventional wisdom and published references (Peterjohn 2001) have long held that this species rarely occurs south of the northernmost counties, but this winter provided many exceptions to that rule.

**Blue Jay:** Locally abundant in southeastern Ohio oak-dominated woodlands, where acorn crops were exceptional. On 30 Dec, at least 130 were recorded in half a day in *Jackson* (Jim McCormac), and at least 160 in four hours in *Hocking* on 05 Jan (Jim McCormac, Janet Creamer). The 12,509 recorded statewide on CBCs was the highest total since winter 1983-84, when 13,627 were reported.

**American Crow:** Any effects of West Nile Virus (WNV) seem to have faded, and statewide CBC numbers have surged to pre-WNV numbers; see Figure 8 for the last 10 years of annual CBC statewide totals. Some of the big roosts included 18,000 in Cincinnati (Frank Renfrow), 20,000 in Coshocton (Tim & Laura Dornan), and 20,000 in Springfield (Doug Overacker).



**Figure 8.** Christmas Bird Count statewide totals for American Crow for the past 10 years. This chart shows a pronounced dip in overall crow numbers, coinciding with the period when West Nile Virus seemed to be most rampant. The overall population appears to be on the upswing now.

**Horned Lark:** In *Morrow* on 27 Feb, at least 1,000 was an excellent tally (Albert Troyer).

**Carolina Chickadee:** A total of 8,810 was reported on CBCs statewide, the third highest number ever.

**Black-capped Chickadee:** Certainly no major southward incursions this winter, with few reported south of their normal range. Two were well described in *Delaware* on 14 Dec (Jack Stenger, Sean Williams). Another was well described, but not heard, in *Hamilton* on 26 Jan (David Brinkman). Three were reported on the Ashland/Boyd Co. KY-OH CBC on 28 Dec with no details, and two were reported on the Hoover Reservoir CBC on 15 Dec with no details. Black-capped Chickadees

reported south of their normal range should be carefully documented, especially in southernmost Ohio.

**Tufted Titmouse:** Apparently all is fine with our titmice, as the 7,117 tallied statewide on CBCs is the second highest total ever.

**Red-breasted Nuthatch:** The invasion was in full swing by the start of the winter season, and probably well over 1,000 were reported from nearly everywhere. There were reports from at least three-quarters of Ohio's 88 counties, and Red-breasted Nuthatches were no doubt in all of them. Statewide CBCs reported 705, the second highest total of the past decade. Last winter was exceptionally lean for this species, with only 72 reported on CBCs.



*Red-breasted Nuthatches were an important component of this winter's seed-eating bird irruption. This individual was photographed by Bruce Miller in the Green Lawn Cemetery in Franklin County on 21 Jan.*

**White-breasted Nuthatch:** This species has been on a steady upward trajectory over the past several decades. This winter's cumulative CBC total of 5,758 easily beat the previous high, which was 5,421 the previous winter.

**Brown Creeper:** This is always a tough species to get an accurate handle on because creepers are cryptic and easily missed, and their high-pitched calls are often overlooked. A total of 695 was reported from statewide CBCs, down considerably from the previous winter's total of 1,024.

**Carolina Wren:** The brutal winter of 1977-78 pulverized this species in Ohio. CBCs tallied 2,293 the winter of 1976-77. The following winter, only 92 could be found, and just 52 the winter after that. This winter, 2,446 were tallied, about average for the past decade but well below

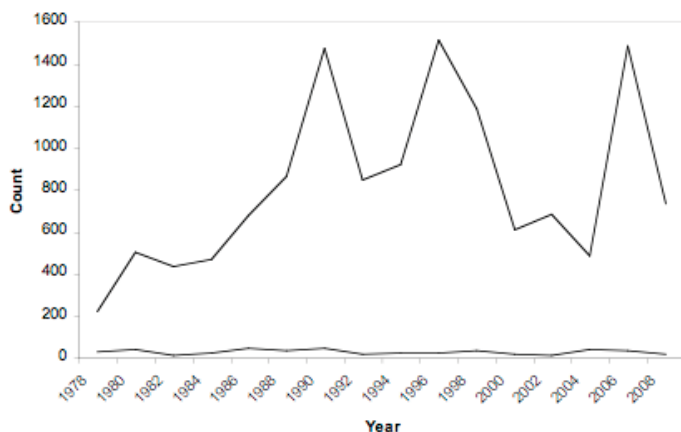
winter 2006-07's remarkable record-breaking total of 4,795.

**House Wren:** Although occasional individuals do linger into early winter in mild years, this wren is not winter-tolerant and any reports after December should be carefully documented. One was reported from

the Hoover Reservoir CBC on 15 Dec, but no descriptive details have been provided. A dumbfounding five were reported on the Brown Family Environmental Center CBC on 16 Dec; these were certainly misidentifications.

**Winter Wren:** A total of 78 were reported from CBCs, along with about usual numbers elsewhere.

**Marsh Wren:** Three were reported from CBCs statewide, a bit below average. On 29 Jan, one was found in the cattails at Spring Valley Wildlife Area in *Greene* (John Habig). On 11 Feb, Paul Dubuc reported a pair from the same area, suggesting that these wrens may have successfully overwintered, at least up to that point. Three were found in the vast Killbuck Marsh WA, *Wayne*, and were present until at least 06 Jan (Samuel Weaver).



**Figure 9.** Data from the past 30 years of Ohio Christmas Bird Counts for Golden-crowned Kinglet (top line) and Ruby-crowned Kinglet (bottom line). Kinglets are almost entirely insectivorous, and winter numbers seem to be tied to the severity of weather and consequently the availability of insects. Golden-crowns are hardier than Ruby-crowns; the latter's winter distribution has been strongly tied to mean annual winter temperatures and number of frost-free days (Lepthien and Bock 1976). Suitable winter conditions for Ruby-crowns reach their northern limits in southern Kentucky and Tennessee. These two species could be good barometers of warming winter conditions, but the data indicate that the Ruby-crowned Kinglet has not significantly increased, and the Golden-crowned winter populations fluctuate annually but remain at a roughly equal long-term average over the past two decades.

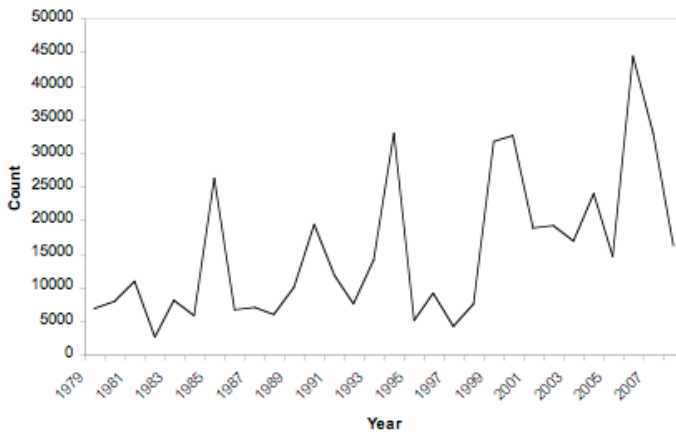
**Golden-crowned Kinglet:** The 732 reported from CBCs statewide is way down from the last 30-year annual average of 1,035 (Figure 9).

**Ruby-crowned Kinglet:** Only 16 were reported from statewide CBCs, far under the annual average of 29 for the last 30 years (Figure 9). The only other reports that came to light were one in *Holmes* on 25 Jan (Ben Morrison), one apparently overwintered in *Stark* (Mark Troyer), one at Killdeer Plains Wildlife Area in Wyandot on 29 Jan (Dick & Jeanette Esker), one in *Butler* on 12 Jan (John Hull), two in *Hamilton* on 19 Jan and 02 Feb (Kirk Westendorf; Brian & Gale

Wulker), one in *Wayne* on 21 Feb (Robert Hershberger), and two in *Madison* on 12 Jan (Vic Fazio).

**Eastern Bluebird:** Down from last winter, with 4,310 reported from CBCs as opposed to 5,921 the previous winter. The average number reported from statewide CBCs over the past two decades is 3,490.

**Hermit Thrush:** The 50 reported from all CBCs was well under last winter's 194, and way behind winter 2005-06, when 280 were tallied. The average reported on statewide CBCs annually over the past decade is 109. Small numbers were reported outside of CBCs, and the most that



**Figure 10.** Three decades of American Robin data from Ohio Christmas Bird Counts statewide. The wildly fluctuating but more or less steadily ascending numbers correlate with the massive invasion and establishment of non-native bush honeysuckles, which fruit prolifically and become staples of robins' wintertime diets. This past winter and the previous one saw significant drops from winter 2005-06's record-breaking high of 44,314.

Tom Bartlett reported on his regular censuses of Kelleys Island, **Erie**, a traditional winter Hermit Thrush hotspot, was 8 on 16 Jan. Last winter, Tom and crew found at least 107 there on 17 Dec 2006.

**American Robin:** There seems no doubt that a correlation exists between the widespread establishment of prolifically fruiting non-native bush honeysuckles (primarily *Lonicera maackii*, *L. morrowii*, and *L. tatarica*) and numbers of wintering robins. These exotic shrubs began becoming widely established in the late 1970s and early 1980s and have spread like wildfire throughout the state. Figure 10 shows annual CBC data over the past 30 years. A roost of 586 was reported in **Tuscarawas** (Ed Schlabach), and at least 200

in **Wayne** (Su Snyder). Several hundred were reported from **Harrison** on 07 Jan (Winnie Sarno), and Al La Sala noted well over 200 in **Franklin** on 17 Jan.

**Gray Catbird:** CBCs statewide reported 11, about par for the course over the past decade. One was reported wintering in **Holmes** (*vide* Bruce Glick), and a tough one spent the winter along **Lake Erie** at Mentor Lagoons, Lake (Ray Hannikman).

**Northern Mockingbird:** Numbers reported from CBCs and elsewhere indicate populations are stable. Mockingbirds become distinctly scarcer in northern Ohio, thus 15 in **Mahoning** over the season (Craig Holt) and two wintering in Cleveland (Andy Jones) were noteworthy.