

# EBBANUS

A FRIENDLY REPORT ISSUED MONTHLY TO THE MEMBERS  
OF THE EASTERN BIRD BANDING ASSOCIATION

Members In  
Florida, Georgia, South Carolina,  
North Carolina, Virginia, Mary-  
land, Delaware, District of Colum-  
bia, Pennsylvania, New Jersey,  
New York, and other States and  
in Canada.

April, 1941

Let Us Band Together

DAYTON STONER  
NEW YORK STATE MUSEUM  
VOLUME 4, No. 4, 1941

President: Dr. C. Brooke Worth, Swarthmore College, Swarthmore, Pa.  
Treasurer: George Dock, Jr., 119 Brite Avenue, Scarsdale, New York  
Sec. & Ed: Geoffrey Gill, 24 Overlook Drive, Huntington, L.I., N. Y.

APR 15 1941

## PLEASE SEND IN YOUR BALLOTS

At this date (March 31st), just about one-fifth of the membership have sent in their ballots. To those that have already sent in their expressions of opinion, many thanks for the interesting comments. We wish we could discuss the several ideas suggested in more detail by mail, - but there are physical limitations to even letter writing. To those who have been meaning to send in their ballots, but just haven't done so yet, please mail them NOW. We want to please the majority and without some word from you, all plans are delayed.

Judging from the ballots already received, it is very probable that no annual meeting will be held before next fall. Different members have suggested almost every month in the year and are very much divided as to where such a meeting should be held. Others suggest a city in which to hold an annual meeting and then say that if the meeting was held in this place, it is doubtful whether they could attend! A large attendance at our annual meeting is imperative and to arrange for interesting papers and speakers, such an attendance must be assured.

Likewise, it is impossible to arrange such a meeting without the necessary time for preparation. Many banders suggest a meeting in April. April would be splendid, especially around the Easter holidays, but with no full-time workers on our staff, making such arrangements, getting a program prepared, sending out notices and advance publicity, picking a date agreeable to the majority and having them assemble at such a time and place, is just a little more than your officers can accomplish, clever as they may seem to be.

Unless incoming ballots show a stronger need for an annual meeting in the very near future, it is suggested that regional meetings of our members in every state be encouraged. Each State Councillor will be asked to call an informal meeting of his group as soon as possible, either at his banding station or at some central spot to get all banders acquainted with each other and to promote a closer spirit of cooperation between banders in neighboring localities.

## LONG ISLAND BANDERS MEET

The fourth regional meeting of the members of our association was held in Manhasset Junior-Senior High School on Saturday afternoon, March 22nd, to promote closer cooperation between the banders of Long Island and to acquaint one with another. A two and a half hour informal session was enjoyed by the members, during which time many interesting subjects were discussed. A demonstration of Kodachrome slides and projector was given and the possibility of a loan library of such slides was considered. An array of 15 very well built traps were admired and tested by the banders. A tricky automatic woodpecker trap apparently stole the show. Jesse V. Miller, sponsor and leader of the Manhasset Junior Banding



## LONG ISLAND BANDERS MEET (Continued)

Club conducted the delegation on a tour of the Club's trapping grounds and all admired the facilities. Refreshments were served in satisfying quantities afterwards by the young ladies of the club.

The following banders attended this session: William O. Astle of Flushing; Mrs. Marie V. Beals of Elmhurst; George Dock, Jr. of Scarsdale, N.Y.; Richard B. Fischer of Flushing; Geoffrey Gill of Huntington; John H. Mayer of South Ozone Park; Jesse V. Miller of New Hyde Park; LeRoy Wilcox of Speonk; and a guest, Walter E. Sabin of Flushing.

### SPECIAL NOTICE

By some hocus-pocus, not yet clear to your editor, the closing paragraph of the article on the next page about the "Barn Owl Survey in Pennsylvania" has been inadvertently omitted. It should close as follows:

"Any banding experiences which shed some light as to whether the Barn Owl is migratory after the first year are desired. - F. J. Trembley and G.R.L. Gaughran, Lehigh University, Bethlehem, Pa."

Please do not send this data or material to Ebba. Send it to the above named gentlemen at Lehigh.

### NEWS FOR THE BIRD BANDERS

Howard A. W. Kates of Montoursville, Pa. has recently re-built his large Martin house and now has it rigged so that he can close up any part at will for banding. He hopes for the best and so do we.

Another correction, Folks, hot off the griddle from Dr. Wood. Those seeds we were talking about in the previous issue should be baked for several minutes at a temperature of 400 degrees, and not at 200 as we said, to destroy their breeding qualities. Sorry, Doctor, this burns us up, too.

Lawrence Howe of Belmont, N.Y. returned on March 15th from a trip to Florida. While dilly-dallying among the orange groves, he and his wife visited Miss von-Borowsky at her Refuge and also spent a happy evening at the Florida West Coast Bird Club as the guest of Major G. D. Robinson. Mr. Howe introduced himself as a fellow member of EBBA, far from his home and from his report, he was treated royally by all our members in this great southern state.

Members: - If you are called to the colors, who will operate your station or what? Let us know. Our Country comes first, last and always, of course, but it might be possible to loan your equipment to some neighboring bander.

Thomas Imhof of Brooklyn, N. Y., intended to trap larks and snow buntings on a sand bar in Jamaica Bay on Sundays, but naval planes from a nearby air field have been bombing and machine-gunning it all fall and winter. Hitler doesn't seem to realize what trouble he is causing.

Miss Caroline Reed of Philadelphia, Pa. reports the finding of as high as 60 to 70 dead birds a day, killed by striking against a lighthouse or electric wires near her cottage at Cape May Point during migrations. She suggests this locality as a spot for some publicity on banding that would be worthwhile. EBBA heartily agrees and Dr. Worth is already splashing ink about in an attempt to produce the desired effect.

Carl A.A. Pedersen of Montvale, N.J. has spoken on Banding before several nearby garden clubs. He also expects to submit an article to Bird-Banding soon.



## ANOTHER TWO IN ONE

"We have a pair of Screech Owls around this station. I managed to catch the female in one of my bird houses on March 2, 1940, but the male always eluded me. Periodic examination of the houses always gave the same result. The little he-owl was never there. Undaunted I continued the hunt and on Feb. 20th the owl and I met face to face. I saw him pull his head inside the hole of the very box in which I had caught the female almost a year before. Climbing up to the box very quietly, I was within three feet of it when the owl suddenly flew out to land on a dead stub of a tree and glare at me. I glared right back. Disdaining my intentions as stupid, a minute later he flew and my hopes of banding him flew with him. However, flying about ten feet from the ground he approached another bird house, and suddenly rose up to it, closed his wings and scrambled in non-stop. This house was higher, so I got a ladder and stealthily climbed up. As soon as I reached the hole, I thrust my hand in and grabbed him. Imagine my surprise when with the other hand I lifted up the cover of the box and found I had the gray male in my hand and the female that I had banded almost a year ago, was there in the bottom of the box!"

Richard B. Fischer, Flushing, L.I., N.Y.

## BARN OWL SURVEY IN PENNSYLVANIA

"We are attempting a survey of the distribution and food of the Barn Owl in Pennsylvania. A questionnaire has been prepared and will be sent to anyone who has observed this owl anywhere in Pennsylvania. The cooperation received from bird students throughout the state has been excellent. If any Pennsylvania bird banders who have any contact with this bird will send us their names and addresses, we will forward the questionnaires immediately. We also desire to get as great a quantity of casting or pellet material (broken and unbroken) as possible from as many localities in the state as possible. Such material may be expressed collect with the date collected and a note as to whether the birds were seen at the site or not. The work done so far, indicates that this owl is generally distributed in the southern half of the state, but is rather rare except in the southeastern section. An increase in abundance and range of these excellent rodent predators is very desirable and is probably possible through erection of boxes for shelter and nesting sites.

## NEWS FOR THE BIRD BANDERS

Thomas Smith of Hamilton, Ontario, writing of birds caught in unset traps and sparrow traps left on their sides mentions his greatest surprise of all happened on January 1st, this year, when a Mockingbird wandered into his house trap, unbaited and with doors wide open. Mr. Smith remarks that this species is a very rare bird in his latitude and states he has never heard of one being seen there before. He also reports banding a pair of Cardinals among a number of other birds banded between Jan. 1st and Feb. 21st; 2 Tree Sparrow returns and a Flicker visiting his feeding shelf. When Mr. Smith gets his new Brenckle trap into commission other stations had better look to their laurels. Three cheers for Canada - Mr. Smith is going to town!

William Pepper, Jr. of Wyncote, Pa., ceased hibernating on March 1st. Opened and baited his traps and within 10 minutes had 9 grey squirrels. Another record gone smash!

By writing banders, LeRoy Wilcox of Speonk, L.I., N.Y. has located 146 Osprey returns. Have you any in your files that he doesn't know about? If so write him. Mr. Wilcox also reports having an exhibit in a Hobby Show at Eastport, L.I., speaking twice before Rotary Clubs and giving a talk before a garden club all in different towns on Long Island. Why not do likewise in your home town?



NOW IT CAN BE TOLD -- FLASH

A teacher in a children's school near Overbrook, Pa. found a banded dead Junco. She removed the band and sent it to a friend in Washington, D.C. Here is his reply:

"It was no trouble at all to get the information regarding the Junco. We have a remarkably efficient government here. I simply reached for the phone and in less than 3 minutes was given complete details. The bird was banded on October 22nd, 1938, by Henry P. Baily of Overbrook, Pa. Further, it was banded as an immature bird. If you want any other details, (I doubt whether there are any) you can address Mr. F. C. Lincoln, Interior Dept., Washington, D. C.

"Mr. Baily is one of the Cooperators with the Fish & Wildlife Service. You might phone him and give him the sorry details of Faustina's demise.

"Yes - ! Her name was Faustina. I got some additional details from another source here, a little known source, but an accurate one. Out at the Bird Sanctuary there lives one, Falter Finchell, who really knows the inside dope on most of the rare birds in this country. Finchell, whose name is pronounced Finch-ell,-- tells me that 38-78293's name was Faustina and, -- I regret to speak ill of the dead -- She was no better than she should be. Faustina came out in the late spring of 1938. She came out on a limb and was out on a limb until the end of her life. Faustina loved the high spots, and Boy! How she hit them! I am very much afraid that Faustina was a bad egg to start with. Early in 1939, she was found to be suffering from high blood pressure, which undoubtedly was a contributing cause of her untimely end. It is possible that Faustina came to a violent end. Was there any suspicion of homicide -- or birdicide? It might have been suicide too. Faustina was known to have several affairs. She was often to be seen at the Stork Club in company with a Nuthatch named Fred and a chaffinch named Charlotte. For a time at least, Faustina labored under the delusion that she was the Nuthatch's little chickadee, but he finally juncoed her. Shortly after this episode she was seen doing the Congo on a high voltage wire and hoping for the worse. It may be, of course, that she ended her life in despair."

Did Ebba hear some one say banders were crazy? -- Sure, "ain't" we all?

And just to take another sample out of the mail-bag, another member writes, "Who suggests how to keep busybody females from letting birds out of traps? That's my trouble now. So far, I have been unable to learn who is doing it." The deadlier sex again!

Another letter suggests that banders ask taxidermists if they receive dead birds with bands and explain what the bands are for and to whom they should be reported. If they have any on hand get the bands and their history and report. If you know of no taxidermists near you, look such classification up in your phone book and mail him the article on banding enclosed with this issue. More copies will be sent on request.

It is suggested that banders keep on the lookout for local names of birds, asking among old gunners and others. Report all finds to W. L. McAtee, Fish and Wildlife Service, Dept. of Interior, Washington, D.C. From an old duck hunter, Dr. Harold B. Wood of Harrisburg, Pa., recently learned some names of ducks: Piddy, Acecorn, Stiffie, Springtail, Muscovy, Red-neck and Fisherman. Can you name them?



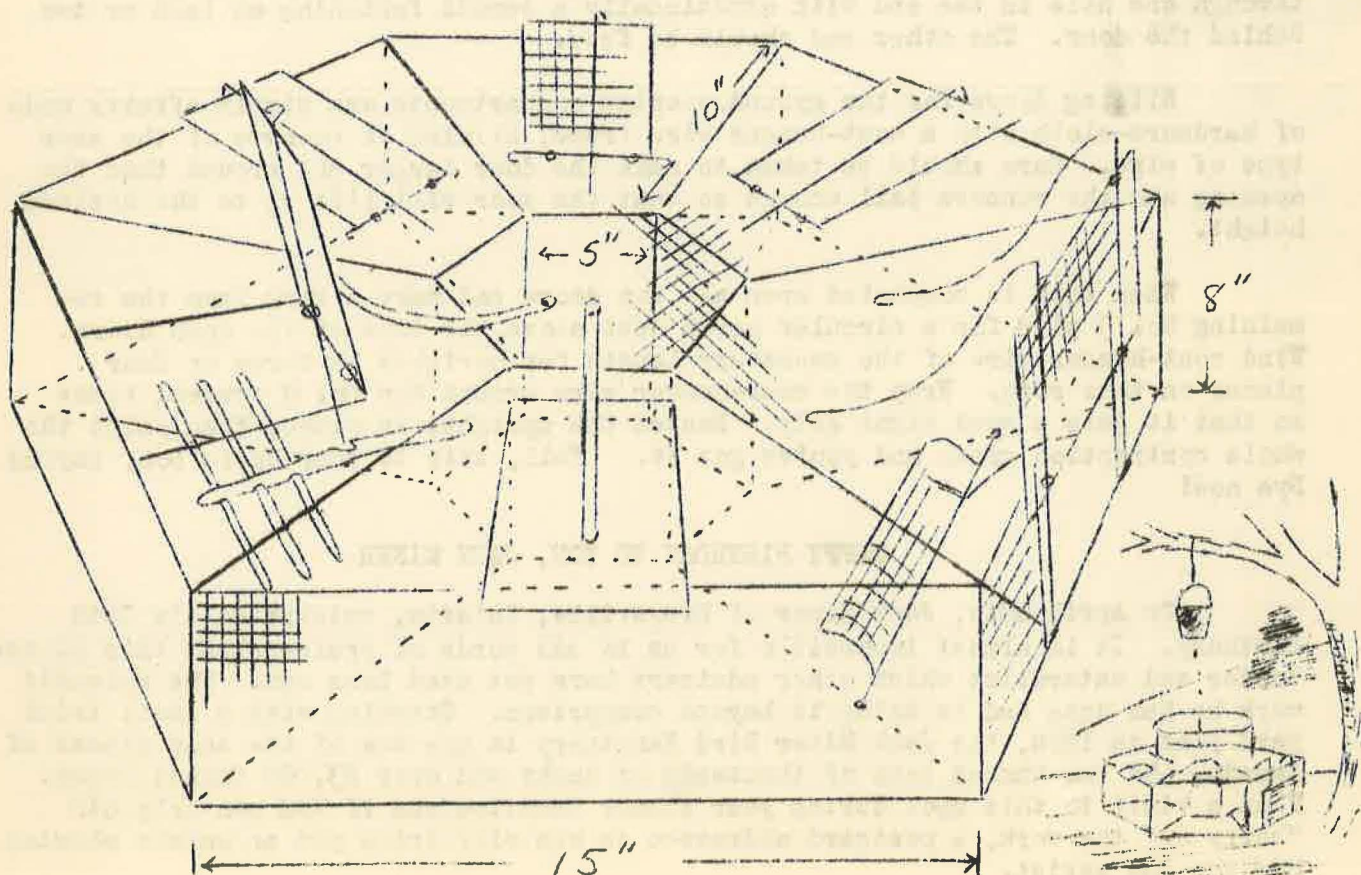
## THE BRECKLE WATER-DRIP TRAP

"Bird Banding Notes", issued by the Biological Survey, in December, 1931, announced the now famous Brenckle trap, suggested by Dr. J. F. Brenckle of Northville, S.D. Since then banding has enrolled many newcomers, and, in response to several requests, we feature this trap this month. While not a new trap, certain changes have been made since its introduction. They are as follows: Hacksaw blades or a piece of springy metal instead of rubber bands on each door as more weather resistant; a wire lock on each of the light doors to hold larger birds inside; a circular wire perch just above the open doors to prevent accidental springing by perching birds, and a trip-step arrangement on at least one ground-opening compartment as some birds will walk around and around instead of entering through the top-openings.

Of the several ways to build this trap, EBBA suggests one of the simplest. Materials: 8 ft.  $\frac{1}{2}$ " mesh hardware-cloth, 3 ft. wide; 10 ft. No. 9 gauge wire and 6 or more wire coat-hangers. Cost of materials about \$1.25. Tools: Tin-snips, a pair of pointed nose and a pair of square nose pliers. Time: About 16 hrs.

First: lay the hardware-cloth flat and snip a 92" strip off 8" wide, cutting close to a parallel wire so that the next strip will have a fringe of  $\frac{1}{2}$ " wires. This strip will have a selvage edge which is to be the top edge of the outside of the trap. Next snip three lengths 25" long by 8" wide, again cutting close to a parallel cross wire. Bend these 25" strips so that each forms a U shape piece, all corners square, with uprights of 10" each. Next cut three pieces of hardware-cloth 8" by 5", so that they have a fringe on three sides. Place the 3 U's in approximate positions shown in illustration and weave the 8 x 5 pieces in between the U's, bending the fringe one at a time through the adjacent mesh. BE SURE the fringe on all U's are on top and smooth edges to the bottom. When this is done you will have something resembling the paddles on an old watermill.

Cont'd.





## THE BRECKLE WATER-DRIP TRAP - Cont'd.

Now take your long 8" strip that you cut off first, for this is the rim to your wheel. Fasten it so that each spoke is 15" apart. This can be done with lengths of fine wire or by weaving. It will go all the way around and lap an inch or so. The trap can be built either circular or as shown. Circular is perhaps easier. Next take a piece of No. 9 gauge wire, about 93" long and bind to the outside and bottom of the trap for strengthening. Next take your remaining hardware-cloth and with the selvage edge running through the center of the trap, cover half of the top. Fasten it in place by bending down one or two of your top protruding fringes and then snip off your excess hardware-cloth leaving about  $\frac{1}{2}$ " lap over the edge, just as a baker would trim off excess dough on a pie. Weave all the fringes down on the top and the edges. Repeat the process for the other half of the top of the trap, placing the two selvage edges together.

You are now ready to snip out the doorways. The top openings should be 5" wide and 6" deep. In cutting doorways, be careful to cut less than these measurements so that you can bend the wire back to the opening desired and get a smooth edge on all openings. The cut in one or two ground openings should be 6" high by 10" wide. DON'T cut the base No. 9 wire.

The top doors are made a little larger than the openings and should overhang the outside by at least  $\frac{1}{2}$ ". Make the doors with coat-hanger wire frames, again in the shape of a U, the uprights to end in a little ring for the axle wire. Cut hardware-cloth larger than the U and lap it over the frame tightly. The axle is also coat-hanger wire and easily fastens in the mesh of the top of the trap. The upright wire making contact with the perch is laced to the under-side of the door and is also coat-hanger wire. A hook should be made at the top of the door so that the door, once closed will stay put. Time should be taken with the adjustments so that you are sure all doors work as planned. For perches consult previous issues of the NUS. Hacksaw blades are wired on the top of the trap through one hole in the end with occasionally a second fastening an inch or two behind the door. The other end should be free.

Sliding doors for the ground-opening compartments are simply affairs made of hardware-cloth with a coat-hanger wire frame, sliding on runners of the same type of wire. Care should be taken to make the door larger all around than the opening and the runners tall enough so that the door will lift up to the desired height.

When this is completed open all top doors and make a ring from the remaining No. 9 wire for a circular perch just above the tops of the open doors. Wind coat-hanger wire of the necessary length for uprights in three or four places on this ring. Wrap the coat-hanger wire around the No. 9 several times so that it gets a good tight grip. Fasten the uprights in place, then paint the whole contraption green and you've got it. Well, this is your Uncle Don, saying Bye now!

HAPPY BIRTHDAY TO YOU, JACK MINER.

On April 10th, Jack Miner of Kingsville, Ontario, celebrated his 76th birthday. It is almost impossible for us to add words of praise about this pioneer bander and naturalist which other admirers have not used long ago. The splendid work he has done and is doing is beyond comparison. Starting with a small brick yard pond in 1904, the Jack Miner Bird Sanctuary is now one of the show places of Canada. He has banded tens of thousands of ducks and over 23,000 Canada Geese. Plan a visit to this spot during your summer vacation and if you can help him "carry on" the work, a postcard addressed to him will bring you an answer showing how you can assist.



THE FABIAN  
V-TUNNEL TRAP

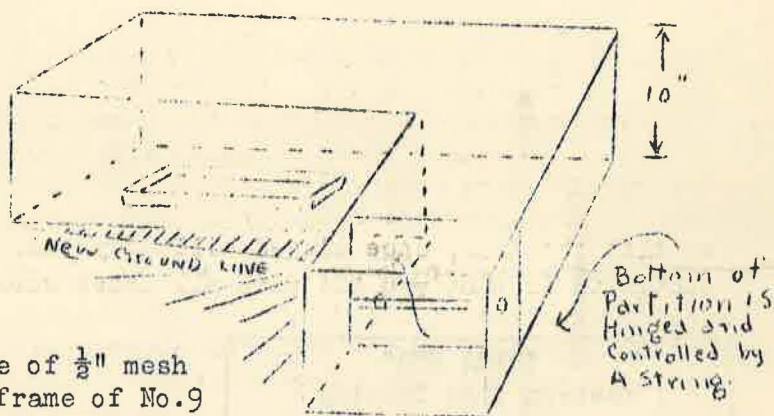
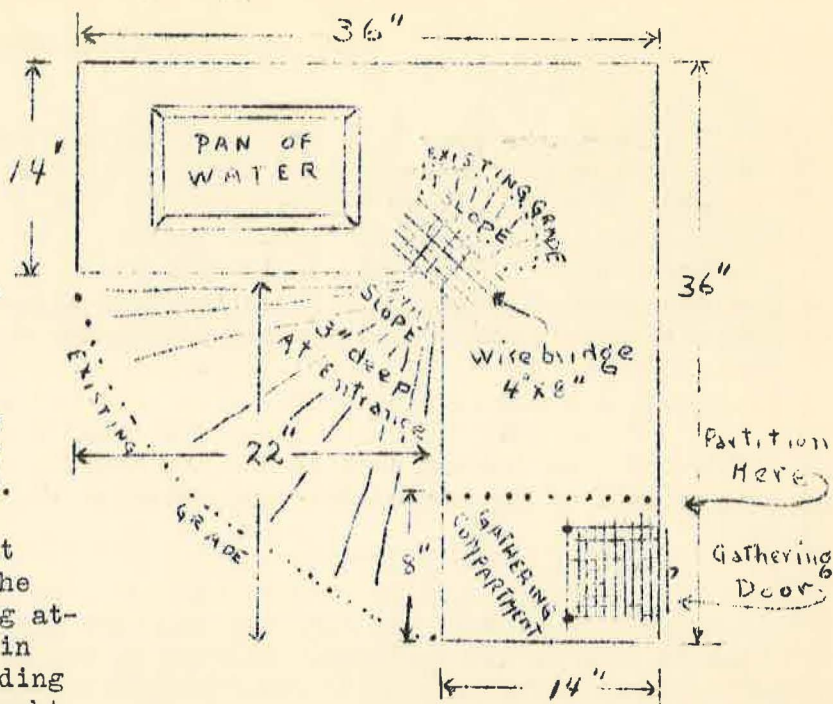
The 1941 Trap Sensation!

The tunnel type trap has been tried by other banders with success, but the model shown here promises to out-shine all other efforts of this type and even challenge the well-known sparrow trap. It will take all sizes of birds and is easier to construct.

The type shown here is the result of numerous experiments and is the most successful of four designing attempts. Four such traps tested in Washington for 1 week at the banding station of Rev. Edward Stoehr caught 100 birds, among them, Sprague's Pipits - the first record for the District of Maryland.

HERE IS HOW TO MAKE IT:

Any size will do as long as there is an angle at the entrance. EBBA has suggested proportions to follow, considering the widths of hardware cloth that can be easily purchased. The entire trap is made of  $\frac{1}{2}$ " mesh hardware cloth, reinforced with a frame of No.9 wire. The trap is a V-shaped box of hardware cloth having no entrances or doors other than the gathering door as shown. It also has no bottom or floor and rests directly on the ground. The ground is scooped out in the shape of an hour glass, being deepest at the middle directly under the trap and sloping upwards both on the outside and inside. This excavating is done at the corner inside the V. On the inside a piece of hardware cloth at least 4" wide bridges this underpass and each time the bird comes to this corner attempting to escape it will go over the bridge. The gathering cage for extracting the birds is built in one arm of the trap and consists of a partition, the bottom 3" of which is hinged on 2 wire rings. This hinged flap is controlled by a string running through the top of the trap and is worked at will by the bander when taking the birds out. We dare you to build one and give it a fair trial at your station.



NEWS FOR THE BANDERS

Richard B. Fischer of Flushing, L.I., N. Y. is another member who is spreading the good word from the lecture platform. In January, he addressed the Queens College Biological Society. "Held forth for a full hour", he writes. "The audience's reception really encouraged me so much that I soon delivered the same lecture in a simplified form to an 8B science class in a neighborhood elementary school." Keep up this fine work, Members, and we'll soon know what happens to more of our banded birds.

W. M. Davidson would like any member having data on the migration, returns, recoveries, etc. of Field, Chipping or Tree Sparrows to send such material to him. His address is 243 Maple Avenue, Takoma Park, Md.



"EBBA NUS"  
Eastern Bird Banding  
Association

---

Geoffrey Gill, Sec'y.  
Overlook Dr., Huntington  
Long Island, New York

562 P. L. & R.  
HUNTINGTON, N.Y.  
1941



Dr. Dayton Stoner  
New York State Museum  
Albany  
N. Y.