

quite rapidly with just the spikes and my arms to grip the tree. The main reason is that I can see where the spikes are to be stuck into the tree. Coming down is a different story. To speed up the return process I throw the rope over a sturdy limb and tie it below my hip. Then the person or persons helping me lower me to the ground in a matter of a few seconds. One hint, always remove the knots from the rope before pulling it up over the limb when removing it from the tree. Having to climb to the nest when you are all done just to get the rope is quite humiliating.

I have found that two helpers are almost an essential while tree climbing. One has to hold you in the tree at some nests and the other helper can act as secretary. This way you can measure the nests and get other pertinent information and hang on to the tree with one hand. Also the helpers can get information about the surrounding habitat while you are climbing the tree which will reduce the amount of time needed near the nest. As I have been near a college I have found some excellent help in some of the college students who like to get outdoors on weekends.

One gadget which I have found very useful is a Jag-Bag which I got from the Wisconsin Society for Ornithology supply department for \$1.00. This has two zippered compartments and is worn on the belt. It is large enough to hold tape measures, pliers, bands and anything else needed up in the tree. By wearing it on the belt in front, it is very easily reached when needed.

As you may have noticed I have not mentioned a safety belt. I have never used one. In fact, I think it would slow a person down much more than help. Speed is one of the essentials, especially with the first climb when the absence of the female from the eggs for too long a time may harm them. I have only seen two or three trees when I would have been able to use a belt to any advantage. I would rather use my own two hands and arms. I know they won't give out or at least I will be aware of it when they do. To make sure they don't I do push-ups and at least 15 chinups every day starting two or three weeks before I climb. I also have chocolate candy bars along for quick energy. These are especially useful when a person gets to the 5th or 6th nest in a day. If the nest is at the top of a tree or the end of a limb, I occasionally throw the rope around the limb and then tie it around me. I do this only when my body is about two feet from the limb (around the nest) and I have nothing to hold onto with my hands.

I hope this paper has interested you in the Red-tailed Hawk and eventually in the study of other birds of prey. Because the birds of prey are predators, their usefulness in our society has been sadly neglected. Now that insecticides are being used more every year the birds of prey are getting hit hard and their respective populations are steadily decreasing. There is still much research to be done on each species. However, a person must start somewhere and the best place to start is with the most common bird in his own area.

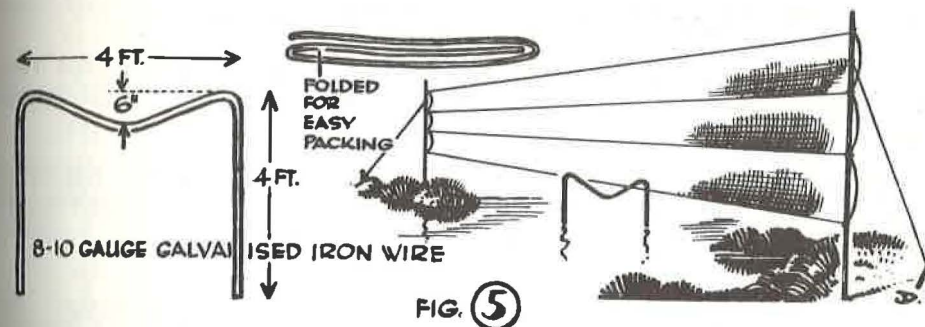
If you are interested in starting a Red-tailed Hawk study in your area please let me know. I may be able to give you a few more tricks of the trade. I would also be interested in receiving any information you obtain from such a study so I could correlate it with my own and many other areas. Only through such a combined effort of many persons in many areas working on the same species, using the same techniques, and getting the same information, can we get any realistic data on the chances of survival of that species.

Apple Creek Apiary, Apple River, Illinois

#### SUPPORTS FOR MIST NETS OVER WATER

By C. D. T. Minton

Mist nets are sometimes set over water or mud, particularly when catching waders. Precautions usually taken include guying poles securely, with the maximum possible tension in the shelf strings, and setting the bottom shelf string at least three feet above the water or mud. Nevertheless, considerable sagging of the middle of a 60 ft. net can occur when a large number of birds, or a heavy bird such as a curlew or duck, is caught. By providing additional support in the form of 8- or 10-gauge galvanized iron wire bent into an M-shape, (see fig. 5) a sagging net can be held up and the danger of birds drowning can be avoided.



The dimensions of the 'M' are as shown in the figure. It is necessary to have the side pieces as long as 4 ft. to cover instances where the water in which they are placed is 1-2 ft. deep. Similarly, the top of the 'M' is fairly wide to allow for lateral movement of the net in the wind.

The 'M' is set below the middle of the net in a plane at right angles to it, in such a way that the bottom shelf string is about 6" above the centre of the 'M'. The shelf string, therefore, comes in contact with the 'M' only when the net sags. In this way, the 'M' does not restrict the flow of slack along the net until its support is really necessary. Other forms of support which were tried (such as V-shaped sticks) were not as successful as the net tended to become entangled round them.

For transportation, the 'M's can be folded flat and tied in a bundle.

## BIRD BANDING OFFICE DO'S &amp; DON'T'S

In a memorandum to all banders dated May 14, Earl Baysinger writes that the banding office has acquired some new equipment and that they have initiated some changes that will help them process data more rapidly and accurately.

We trust all EBBA members will follow the banding office's requests for cooperation in preparing schedules. Following is a brief reminder of what he asks us to do and not to do:

1. Report no more than 100 birds on a schedule.
2. Don't use light blue ink or light blue carbons. Use only black or dark blue ink or typewriter ribbons.
3. Report only bands in sequence on a schedule. (Don't report 1 through 25 and 50 through 75 on the same schedule.)
4. Don't use bands you have previously reported "lost". If you find such a band - don't re-use it.

File Earl Baysinger's memo in the place where you'll find it whenever you are preparing your schedules.

## RED-WING NESTLING BANDING PROGRAM -- 1965

Brooke Meanley writes to invite banders to participate in the 1965 Cooperative Red-winged Blackbird Nestling Banding Program -- and to report on the 1964 results.

The banding of nestlings is very important since the age and area of origin of these blackbirds can be determined. In 1964, 138 banders put bands on 3,777 nestlings -- the greatest number for any of the 6 years of this cooperative venture.

EBBA members banding more than 50 nestlings in 1964 included: John Miller, 241; Arthur Spear, 73; Lloyd Kiff, 68, and Stuart Wilson, 66.

If you wish the full report of the 1964 results, write Brooke Meanley at the banding office.

## BLUEBIRD INFORMATION WANTED

Dr. Douglas James is seeking information concerning the annual breeding population of Eastern Bluebirds and thus would like to contact people who have established a number of bluebird nesting boxes. Anyone who is maintaining a series of nesting boxes and who is interested in cooperating in the annual breeding survey of Eastern Bluebirds should write Dr. James at the Department of Zoology, University of Arkansas, Fayetteville, Ark.

## COLOR-MARKED BIRDS -- REPORTS WANTED

A team from the U.S. Public Health Service has again carried out a banding and feather marking project as they did last year. 2400 birds were marked, by attaching colored feathers to their backs, as follows:

Yellow -	799 birds	in British Honduras
Red -	615 "	in the Republic of Honduras
Light Blue	1086 "	in Louisiana

Principal species marked were Orchard and Baltimore Orioles, Indigo and Painted Buntings, Catbirds, and Red-eyed Vireos. Objectives are to make as many observations and/or recoveries of these birds as possible.

Anyone observing these birds is asked to report (with the usual data on location, date, habitat, weather, etc.) to Dr. Rex Lord, U.S. Public Health Service, Atlanta, Georgia. (Telephone collect -- Area Code 404 - 633-3311 Ext. 576, if you learn the whereabouts of a residential bird marked as described above.)

## TRAPS FOR SALE

A letter from EBBA member Barton L. Sharp reads as follows: "We are sorry to tell you we must give up banding . . . I have about 12 government sparrow traps and 4-cell Potter traps. Will sell all for \$25.00. Purchaser must pick them up." (201 N. Broad St., Lititz, Pa.)

## CROSS-BILLED REDWING

By Tom Davis

On April 11, 1965 at Tobay Sanctuary, Long Island, N.Y. Fred Schaeffer captured a rather unusual sub-adult male Redwing (*Agelaius phoeniceus*) in his mist net. I removed this bird from the net and held it for Fred to band. The bird then gave me a severe peck near the cuticle of my left index finger. Turning to toss a few mild curses at it, I noticed that the mandibles were crossed, the upper mandible to the right. This condition was almost as noticeable as a Crossbill's. It appeared as though the upper mandible was out of line since the right edge of the lower mandible had been worn away by friction. Otherwise, the bird appeared to be normal and I doubt that the abnormal bill has deterred its chances for survival.

86-13 85th St., Woodhaven, N.Y. 11421


## PUZZLE SOLVED

Those who attempted to decipher the letter to 6661 (Chan Robbins) EBBA News Vol. 28, No. 1, from the bander in 1-88 (Virginia) will be interested in knowing -- if they have not already guessed -- that it was written by Mrs. H. M. Church, Jr. (8473).




## NEWS in brief


forms, with full details, can be obtained from: The Secretary-General, International Ornithological Congress, c/o Department of Zoology, Parks Road, Oxford, England.




Betty Knorr writes that the Who Banded What? section is long -- due to "the tremendous response of contributors and a number of additional species. The figures are taken from 166 usable reports." Members who haven't yet sent in their reports should do so.




Congratulations to IBBA and Editor Terrence N. Ingram on the attractive new format for Inland Bird Banding News! In place of the former mimeographed pages, their publication is now type set and printed and its pages include pictures.




EBBA's Treasurer reports that the latest contributions to the Memorial Award Fund have been made in memory of Dr. Arthur A. Allen, Earl Bordner, Hope Geis and Elizabeth Romaine.




The Illustration Contest Award this issue goes to Albert Schnitzer for his photographs illustrating his article on the trip he and Eva Schnitzer took to Iceland.




EBBA is grateful to the Arnold B. Rosenthal firm of accountants, of New Brunswick, N.J. who did an efficient job on EBBA's books without charge.



We -- and twenty or so EBBA members -- joined Chip & Chuck Neel at their "Open House" on May 15. An account of this fine local meeting, together with pictures, will appear in the next issue of EBBA News. It is hoped that other members, in line with President John Given's suggestion, will hold similar local backyard banding meetings.



The Iowa Bird Banding Summary for 1964 lists 24,215 birds of 180 species banded by Iowa banders in 1964. Peter C. Peterson Jr. led the list with 4706 birds of 142 species.



Deadline for the July-August issue will be July 15. The Editor will appreciate it if members who have pictures, news or articles for publication will send in their material well in advance of that date if possible.

Dates for the XIV International Ornithological Congress, Great Britain, 1966 are: Scottish Study Cruise, 16-23 July, 1966; Scientific Meeting in Oxford, 24-30 July 1966. The Congress is open to all ornithologists over the age of 18 years. Members may apply for either or both of the above. Application

forms, with full details, can be obtained from: The Secretary-General, International Ornithological Congress, c/o Department of Zoology, Parks Road, Oxford, England.



## BANDERS' AIDS

(For further information on these products write to the persons named)

WORKSHOP MANUALS Vol. IV (1965) now available -- contains much valuable and usable information for banders. Copies of Vols. II & III are still available also (Vol. I is out of print). Price each, incl. postage, \$1.25. Miss Wilde R. Mellencamp, 223 Matsonford Road, Radnor, Pa. 19087.

NETS Send a stamped and self-addressed envelope (4 x 9") for a listing of nets now available to EBBA Net Committee, Mrs. Eleanor E. Dater, Chairman, P.O. Box 111, Ramsey, New Jersey, 07446.

TRAPS Potter Type 4-cell 18x18x9" \$9.50. Woodpecker Trap 18x11x7" to mount side of tree \$5.00. Plus others. 16 ga. 1/2x1" welded mesh ptd. black. Ppd. in East. Send Permit No. R.Ford, 312 Central Ave., Hatboro, Pa.

GATHERING CAGES Light weight, wooden, beautifully finished with spar varnish. 8-cell gathering cage \$12; 10-cell \$15; 12-cell \$18; 15-cell \$22.50; 16-cell \$24. Order from & pay EBBA Treasurer (sent Express Collect).

BANDING PLIERS Long nose pliers with openers and holes to fit band sizes. One plier handles 0, 1, 1B, 1A (\$6); other handles soft & hard 2 & 3 (\$6). Ppd. in U.S. R.N. MacDonald, 850 Main St., Lynnfield, Massachusetts.

TRAPS Potter Type 16 ga. 1/2x1" welded mesh. 1-cell 8x8x8" \$3.50. 2-cell 8x16" \$5.25. 3-cell 8x8x21" \$7.00. 4-cell 8x16x16" \$9.00. Plus others. Ppd. in East. Permit No. requested. W. K. Bigger, Trout Run, Penna.

SQUEEZE-KLIPS Handy for building traps, etc. Small kit with special pliers and 2 sets of klips is \$1.00. Extra strip 100 klips size "00" - 40¢. Order from William Pepper, 20 E. Bells Mill Rd. Philadelphia 18, Pa.

BANDING RECORD SHEETS Permanent, 8 1/2x11" on good strong paper holed for insertion in 3-ring banders. 100 entries per sheet. 40 sheets \$1; 100 sheets \$2. Ppd free east of Mississippi - add 25¢ west. Order from Editor.

Editor's Note: This department open to members only. Members who wish to apply for a listing should write the Editor, giving full details (with pictures when possible) of the product, price, etc.



## President

JOHN R. GIVEN, R.F.D. 1, Croton Ave., Peekskill, N. Y.

## Secretary

Mrs. Charles Neel  
Star Route, Box 187,  
Sheffield, Pa.

## Treasurer

Mrs. Stanley S. Dickerson  
1490 Long Road  
Somerville, N. J.

Editor — Frank P. Frazier

Co-Editor — Frank P. Frazier, Jr.

424 Highland Avenue, Upper Montclair, N. J.

EBBA NEWS is published six times a year by the Eastern Bird Banding Association. Applications for membership and changes of address should be sent to the Treasurer. The dues: Active Members \$4.00 per year; Sustaining Members \$7.50 per year; Student Members \$2.00 per year. Life Membership \$100.00.

PARTIAL CONTENTS

	Page
The President's Message (John R. Given)	114
Council Meeting	114
Annual Business Meeting	115
Register of Members & Guests by States	116
E.B.B.A. Officers 1965-66	117
E.B.B.A. Council Members 1965-66	118
Committees and Appointments	119
Pictures from Annual Meeting (Anderson J. Martin)	120
Treasurer's Report	122
Net Committee Report	124
Difficult Decisions in Identification (Swinebroad & Crebbs)	125
A Naturalist's Tour to Iceland - Part I (Albert Schnitzer)	130
Large Clap Nets (C. D. T. Minton)	136
Your Program Committee Reports (Rebecca Cregar)	139
Who Banded What? (Betty Knorr)	140
Books for Banders (Mabel Gillespie)	143
A Bird Bander's Diary (Ralph K. Bell)	146
New Members & Changes of Address	149
Parallel Net Sets (Thomas A. Beckett III)	150
Techniques for Studying the Red-tailed Hawk (Terrence N. Ingram)	151
Supports for Mist Nets over Water (C.D.T.Minton)	155
News in Brief	158
Banders' Aids	159